

PHOTOMETRICS REPORT

ROGUE

OUTCAST
2 HYBRID



Table of Contents

Introduction	1
Testing Process	1
Total Illuminance Measurements.....	1
Testing Lab Equipment and Process.....	1
Photometrics & Chromaticity Reports	2
Beam Mode - Narrow - Full Power	3
Report Summary.....	3
Overall Measurement.....	3
Beam Details.....	4
ISO Diagrams.....	5
Chromaticity.....	6
TM-30 Details.....	7
Beam Mode - Wide - Full Power	8
Report Summary.....	8
Overall Measurement.....	8
Beam Details.....	9
ISO Diagrams.....	10
Chromaticity.....	11
TM-30 Details.....	12
Spot Mode - Narrow - Full Power	13
Report Summary.....	13
Overall Measurement.....	13
Beam Details.....	14
ISO Diagrams.....	15
Chromaticity.....	16
TM-30 Details.....	17
Spot Mode - Wide - Full Power	18
Report Summary.....	18
Overall Measurement.....	18
Beam Details.....	19
ISO Diagrams.....	20
Chromaticity.....	21
TM-30 Details.....	22
Spot Mode - 50% Zoom - Full Power	23
Report Summary.....	23

Overall Measurement.....	23
Beam Details.....	24
ISO Diagrams	25
Chromaticity.....	26
TM-30 Details	27
Spot Mode - 50% Zoom - Stable - Full Power.....	28
Report Summary.....	28
Overall Measurement.....	28
Beam Details.....	29
ISO Diagrams	30
Chromaticity.....	31
TM-30 Details	32
Wash Mode - Narrow - Full Power.....	33
Report Summary.....	33
Overall Measurement.....	33
Beam Details.....	34
ISO Diagrams	35
Chromaticity.....	36
TM-30 Details	37
Wash Mode - Wide - Full Power.....	38
Report Summary.....	38
Overall Measurement.....	38
Beam Details.....	39
ISO Diagrams	40
Chromaticity.....	41
TM-30 Details	42
Wash Mode - 50% Zoom - Full Power.....	43
Report Summary.....	43
Overall Measurement.....	43
Beam Details.....	44
ISO Diagrams	45
Chromaticity.....	46
TM-30 Details	47
Contact Us.....	48

Testing Process

Total Illuminance Measurements

Illuminance is measured using the Viso Systems LabSpion[®], which takes multiple measurements across a light beam to calculate the total delivered lumens, beam, and field of a product. These values can be described as the empirical output of the product as it projects from the lens or lenses. All photometric data contained in this report are obtained from the actual illuminance of the tested Chauvet light source and are never theoretical values derived from calculations.

Testing Lab Equipment and Process

The Chauvet headquarters in Sunrise, Florida has a climate- and light-controlled photometric testing laboratory where Chauvet products are analyzed and photometric data are measured using the Viso Systems LabSpion[®] light measurement solution.

This system includes a spectrometer sensor, which measures the precise light and color output of the fixture, and a two-axis goniometer, which rotates the product to allow for multi-angle and multi-directional measurement. The Viso Light Inspector software then collects and summarizes the data. From the data gathered, the software can also measure the beam and field angles, accurate color temperature, color quality, and illuminance at multiple distances. The custom-built, Chauvet-specific template presents this information in the photometric and chromaticity reports that follow.

IES (Illuminating Engineering Society) files, an industry-standard file format, are also generated from each test for easy distribution of photometric data.

Several light meters are also used for specific products or to recheck for precision. Accuracy is verified using one or more of the devices listed below:

- Sekonic SpectroMaster C-700-U
- EXTECH HD450 Datalogging Heavy Duty Light Meter
- Asensetek Essence Lighting Passport

To ensure accurate measurements in every photometric or chromaticity test, Chauvet routinely calibrates the LabSpion[®] system every six months as recommended by Viso Systems.

ROGUE 
OUTCAST
2 HYBRID

Photometrics & Chromaticity Reports

Photometric & Chromaticity Report

Rogue Outcast 2 Hybrid: Beam Mode - Narrow - Full Power

Report Summary

Measurements

Fixture Output: 24167 lm
Fixture Peak: 40633544 cd
Fixture Efficacy: n/a lm/W
Intensity @ 5m: 1625342 lux
Color Temperature: 6939 K
CRI: 86.6 CRI R9 Value: 32.3
CQS: 82.4
TLCI: 74
TM-30 Rf: 87.3
TM-30 Rg: 95.7
Beam Angle (50%): 0.9°
Field Angle (10%): 1.7°
Cutoff Angle (3%): 2.1°

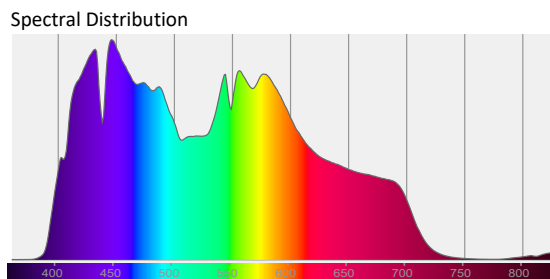
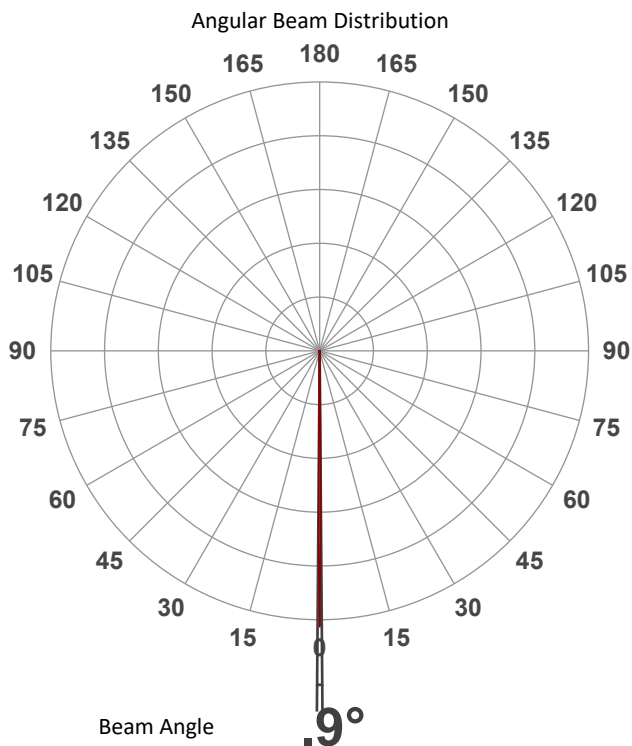


Conditions

AC Supply: 117 V, 60 Hz
Power: n/a W
Current: 0.000 A
Power Factor: n/a

This data sheet conforms to American National Standard E1.9 – 2007 (R2017). All data was measured and calculated by a Viso Systems LabSpion Goniometer at the Chauvet PD Optics Laboratory in Sunrise, FL on 9/21/2022 to LM-63-2002 Standards.

Overall Measurement



Tested Color (CIE 1931):
X: 0.308
Y: 0.314

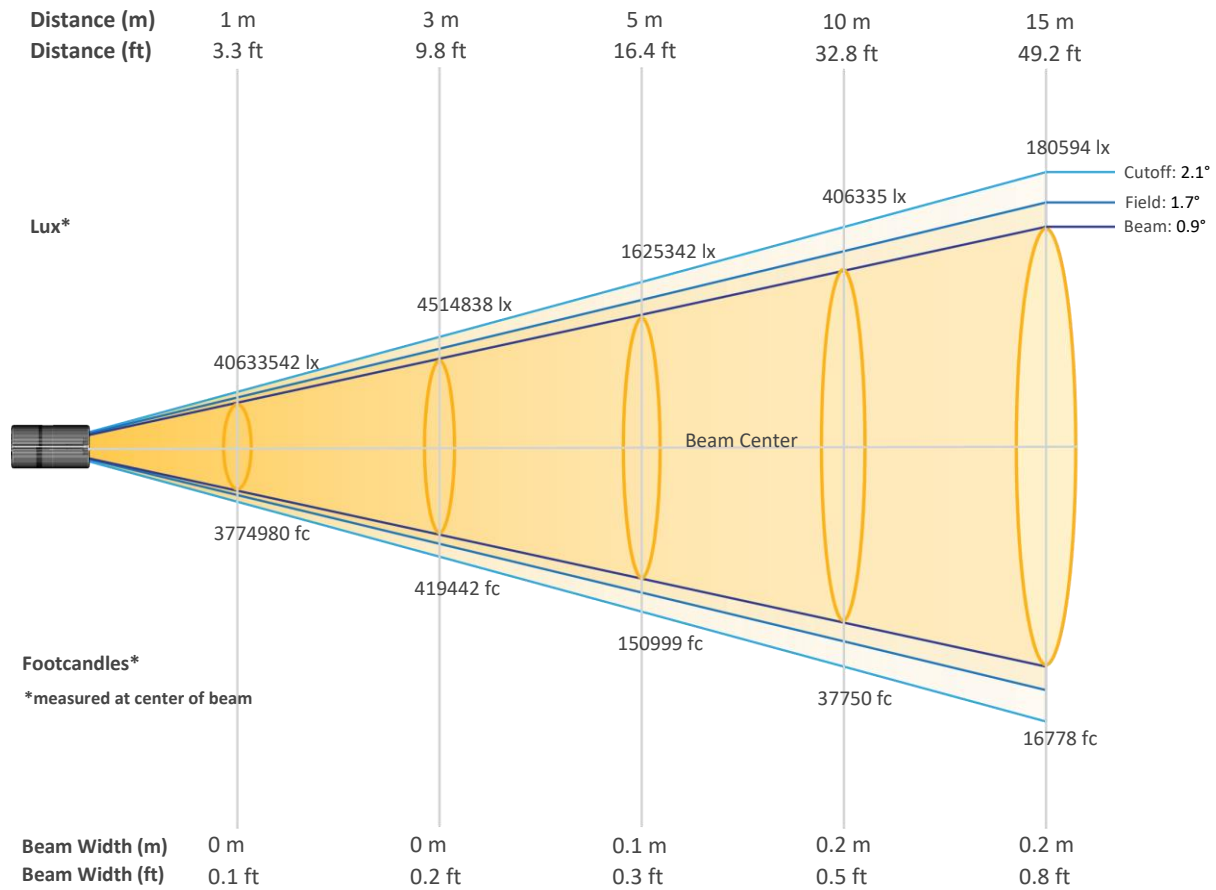
Light Quality
CRI: 86.6

Color Temperature
6939 K

Photometric & Chromaticity Report

Rogue Outcast 2 Hybrid: Beam Mode - Narrow - Full Power

Beam Details

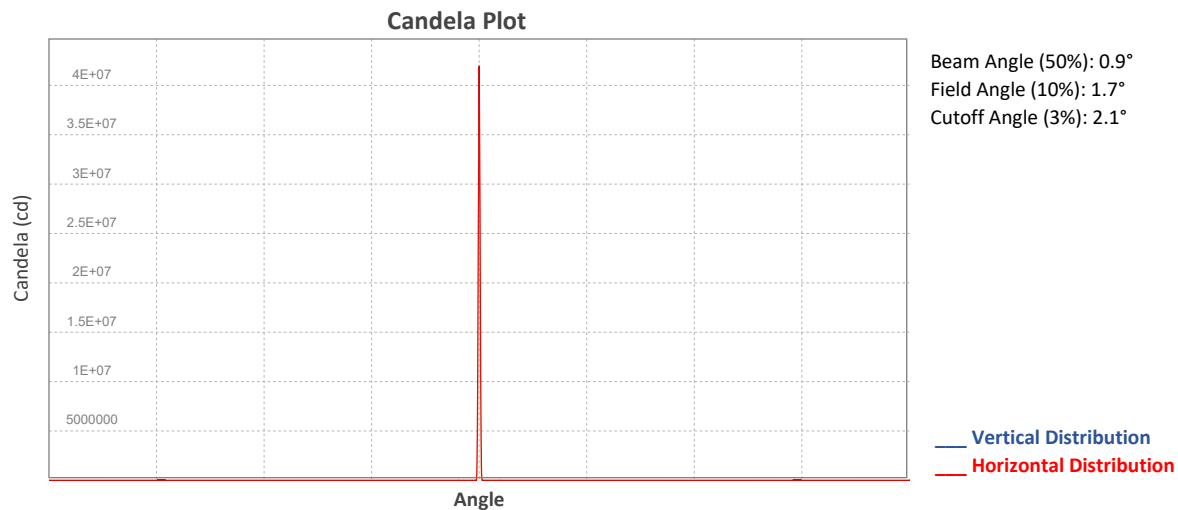


Beam Intensities from 1-20m (3.3-65.6ft)

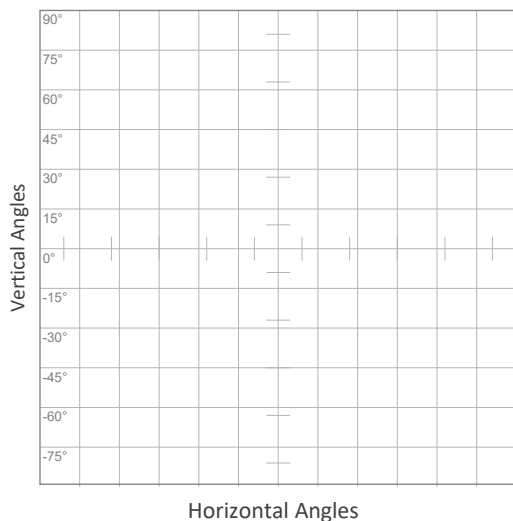
Distance	1m	2m	3m	4m	5m	6m	7m	8m	9m	10m
Lux	40633542	10158386	4514838	2539596	1625342	1128710	829256	634899	501649	406335
Distance	11m	12m	13m	14m	15m	16m	17m	18m	19m	20m
Lux	335814	282177	240435	207314	180594	158725	140600	125412	112558	101584
Distance	3.3ft	6.6ft	9.8ft	13.1ft	16.4ft	19.7ft	23ft	26.2ft	29.5ft	32.8ft
FC	3774980	943745	419442	235936	150999	104861	77040	58984	46605	37750
Distance	36.1ft	39.4ft	42.7ft	45.9ft	49.2ft	52.5ft	55.8ft	59.1ft	62.3ft	65.6ft
FC	31198	26215	22337	19260	16778	14746	13062	11651	10457	9437

Photometric & Chromaticity Report

Rogue Outcast 2 Hybrid: Beam Mode - Narrow - Full Power



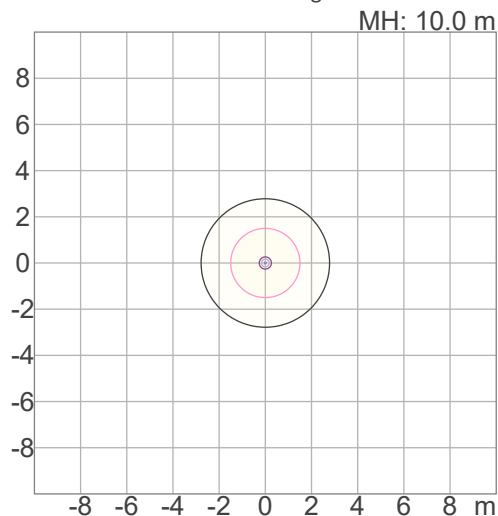
ISO Diagrams



ISO Candela Diagram

10%	4063354 cd
20%	8126708 cd
30%	12190063 cd
40%	16253417 cd
50%	20316771 cd
60%	24380125 cd
70%	28443480 cd
80%	32506834 cd
90%	36570188 cd

Conditions:
 Number of c-planes: 2
 Candela at center: 40633542 cd



ISO Lux Diagram

3%	12.2K lx
5%	20.3K lx
10%	40.6K lx
30%	122K lx
50%	203K lx

Conditions:
 Number of c-planes: 2
 Candela at center: 406K lx

Lux distribution on a surface when lamp is mounted at 10 meters from the surface.

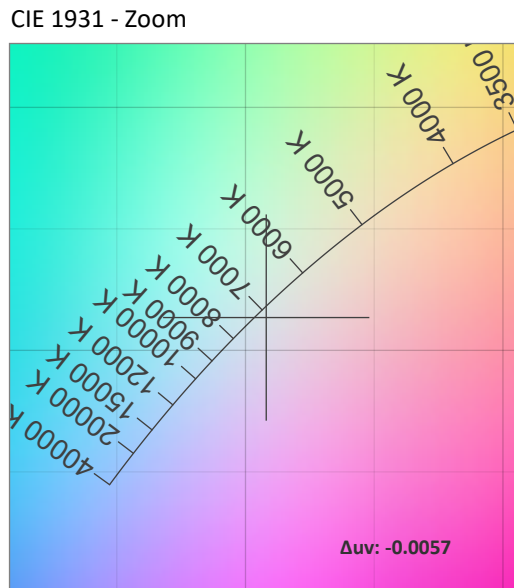
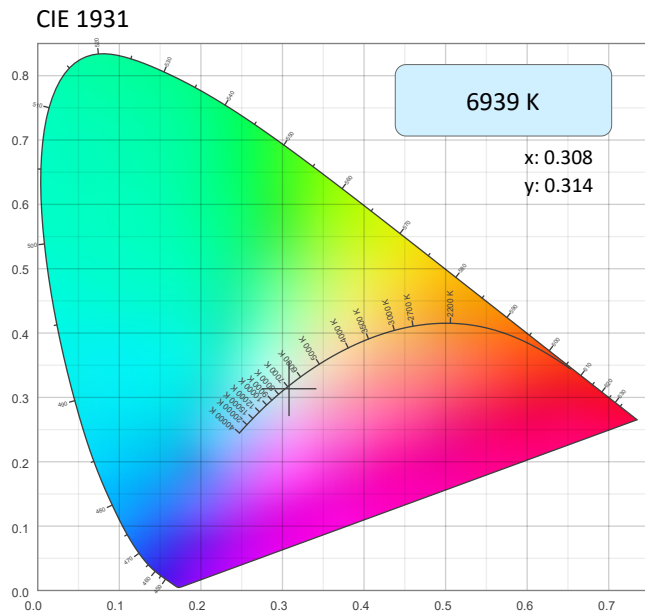
Mounting height: 10 meters / 33 feet



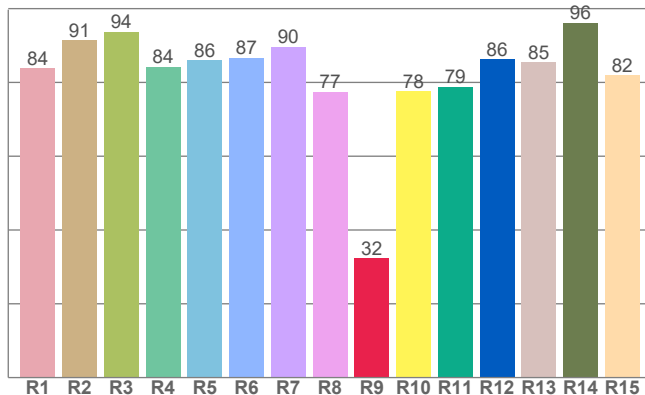
Photometric & Chromaticity Report

Rogue Outcast 2 Hybrid: Beam Mode - Narrow - Full Power

Chromaticity



CRI: 86.6 (R1-R8)

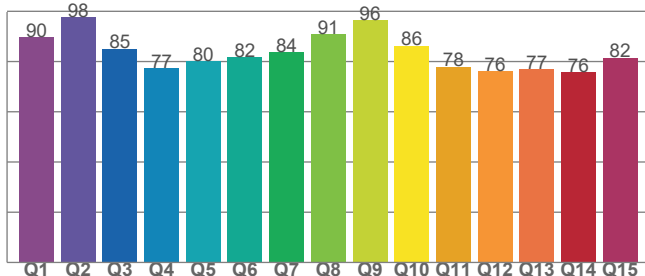


Color Parameters

Color Temperature	Color Coordinate CIE 1931	Color Coordinate CIE 1931
CCT	x	y
6939 K	0.308	0.314

Color Deviation from Black Body Curve	Color Coordinate CIE 1964	Color Coordinate CIE 1964
Δuv	y	u
-0.0057	0.314	0.200

CQS: 82.4



Color Rendering Index	Red Component	Color Quality Scale
CRI	CRI - R9	CQS
86.6	32.3	82.4

Television Lighting Consistency Index	Color Fidelity	Color Gamut
TLCI	TM30 - Rf	TM30 Rg
74	87.3	95.7

Photometric & Chromaticity Report

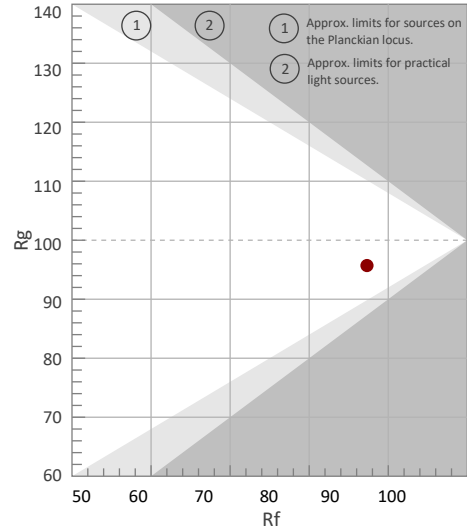
Rogue Outcast 2 Hybrid: Beam Mode - Narrow - Full Power

TM-30 Details

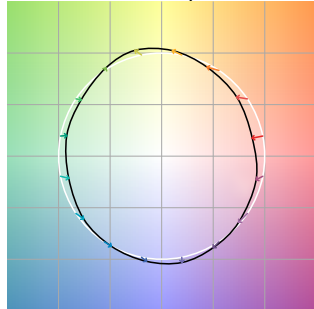
Rf 87.3
Fidelity Index (Rg)

Rg 95.7
Gammut Index (Rg)

Hue Bin	R _f	Graphic shifts (%)	
		Chroma	Hue
1	82	-10%	0%
2	81	-8%	7%
3	81	-4%	11%
4	84	2%	10%
5	88	6%	5%
6	95	1%	-3%
7	91	-5%	-2%
8	89	-6%	-2%
9	90	-7%	3%
10	85	-3%	9%
11	85	0%	8%
12	90	3%	5%
13	92	5%	-1%
14	91	2%	-8%
15	85	-2%	-12%
16	88	-6%	-5%



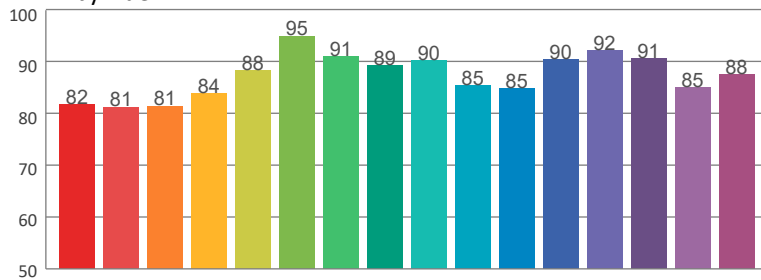
Color Vector Graphic



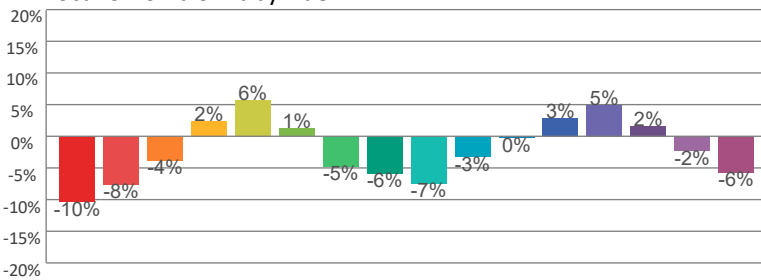
Color Distortion Graphic



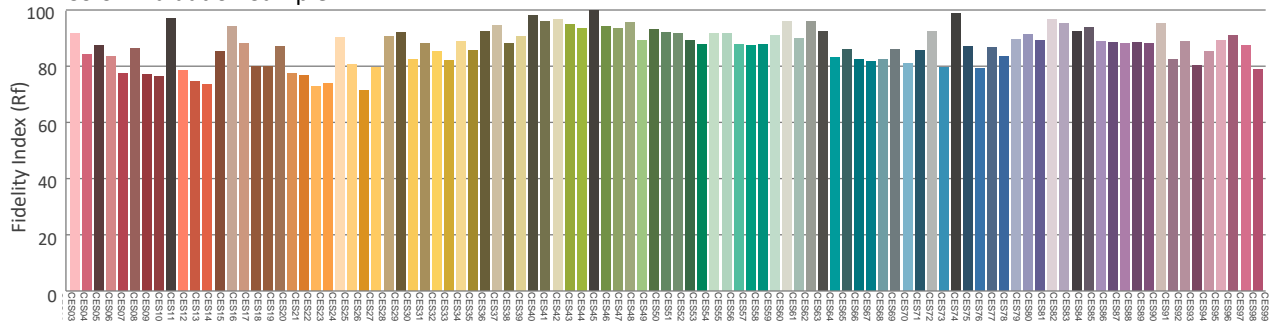
Rf by Hue



Local Chroma Shift by Hue



Color Evaluation Sample



Photometric & Chromaticity Report

Rogue Outcast 2 Hybrid: Beam Mode - Wide - Full Power

Report Summary

Measurements

Fixture Output: 12965 lm
Fixture Peak: 485468 cd
Fixture Efficacy: n/a lm/W
Intensity @ 5m: 19419 lux
Color Temperature: 7003 K
CRI: 86.9 CRI R9 Value: 34.2
CQS: 82.8
TLCI: 75
TM-30 Rf: 87.8
TM-30 Rg: 95.7
Beam Angle (50%): 6.7°
Field Angle (10%): 18.1°
Cutoff Angle (3%): 20.7°

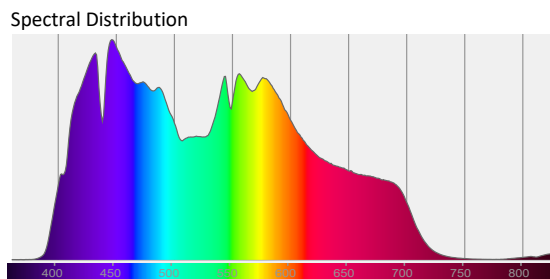
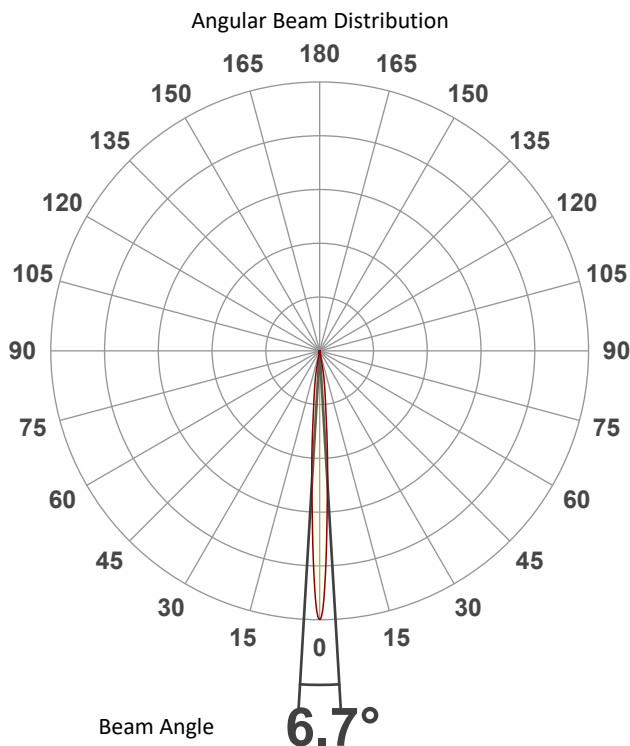


Conditions

AC Supply: 117 V, 60.1 Hz
Power: n/a W
Current: 0.000 A
Power Factor: n/a

This data sheet conforms to American National Standard E1.9 – 2007 (R2017). All data was measured and calculated by a Viso Systems LabSpion Goniometer at the Chauvet PD Optics Laboratory in Sunrise, FL on 9/21/2022 to LM-63-2002 Standards.

Overall Measurement



Tested Color (CIE 1931):
X: 0.307
Y: 0.313

Light Quality
CRI: 86.9

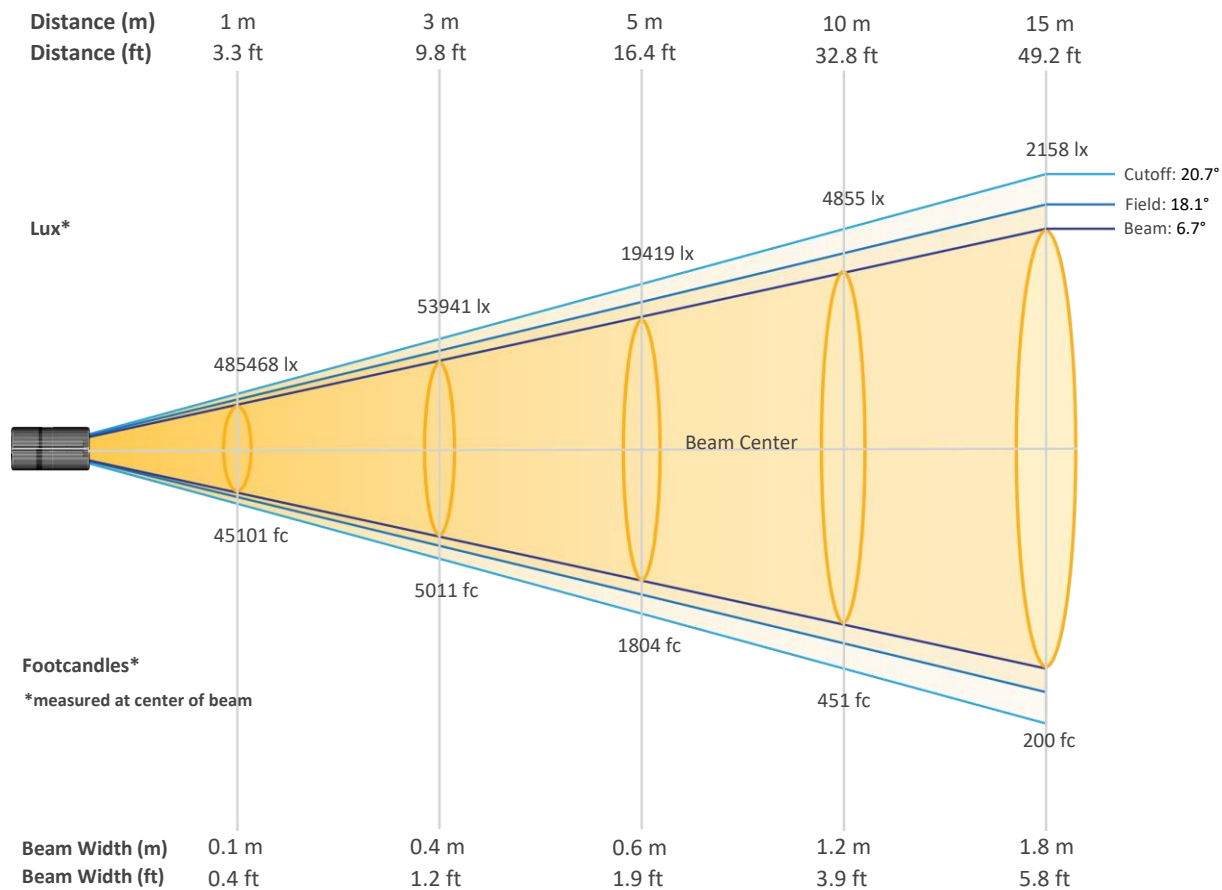
Color Temperature
7003 K



Photometric & Chromaticity Report

Rogue Outcast 2 Hybrid: Beam Mode - Wide - Full Power

Beam Details

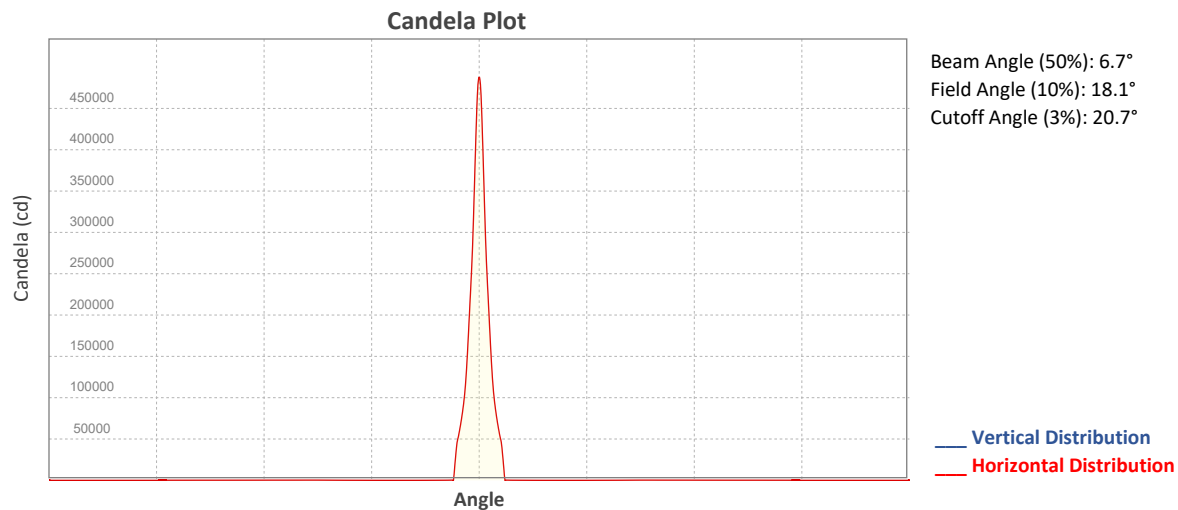


Beam Intensities from 1-20m (3.3-65.6ft)

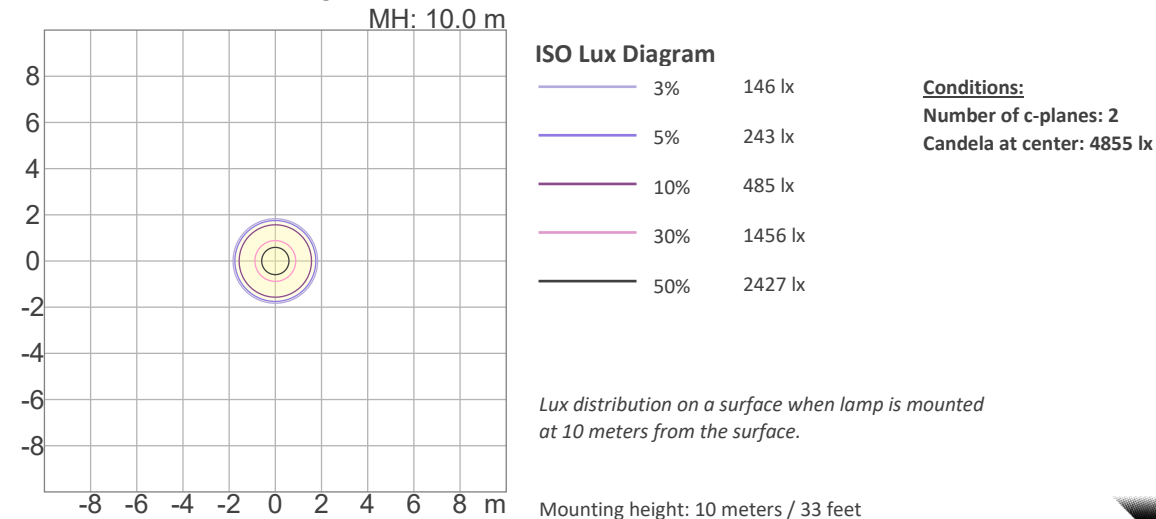
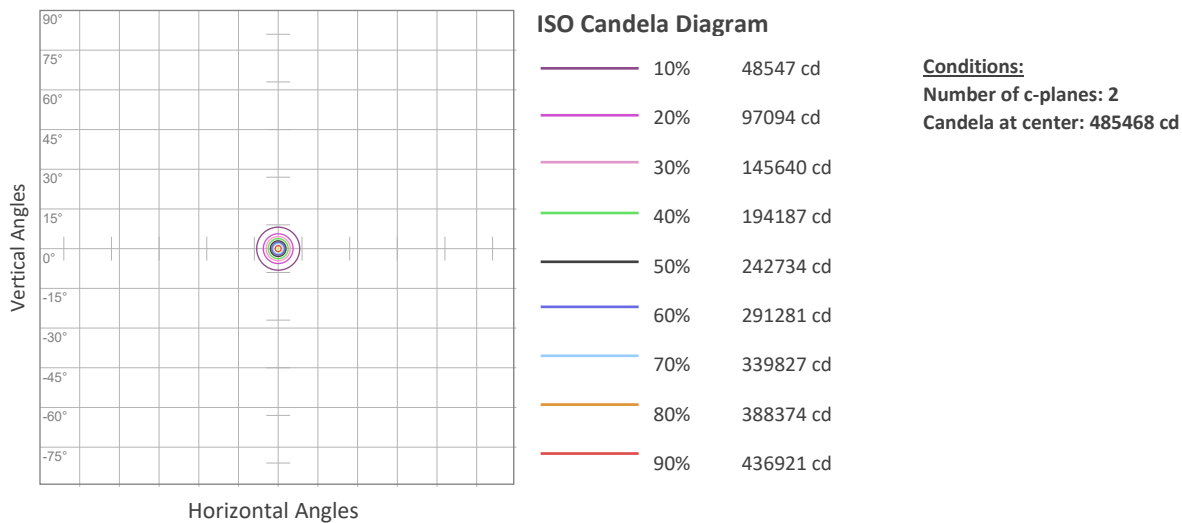
Distance	1m	2m	3m	4m	5m	6m	7m	8m	9m	10m
Lux	485468	121367	53941	30342	19419	13485	9908	7585	5993	4855
Distance	11m	12m	13m	14m	15m	16m	17m	18m	19m	20m
Lux	4012	3371	2873	2477	2158	1896	1680	1498	1345	1214
Distance	3.3ft	6.6ft	9.8ft	13.1ft	16.4ft	19.7ft	23ft	26.2ft	29.5ft	32.8ft
FC	45101	11275	5011	2819	1804	1253	920	705	557	451
Distance	36.1ft	39.4ft	42.7ft	45.9ft	49.2ft	52.5ft	55.8ft	59.1ft	62.3ft	65.6ft
FC	373	313	267	230	200	176	156	139	125	113

Photometric & Chromaticity Report

Rogue Outcast 2 Hybrid: Beam Mode - Wide - Full Power



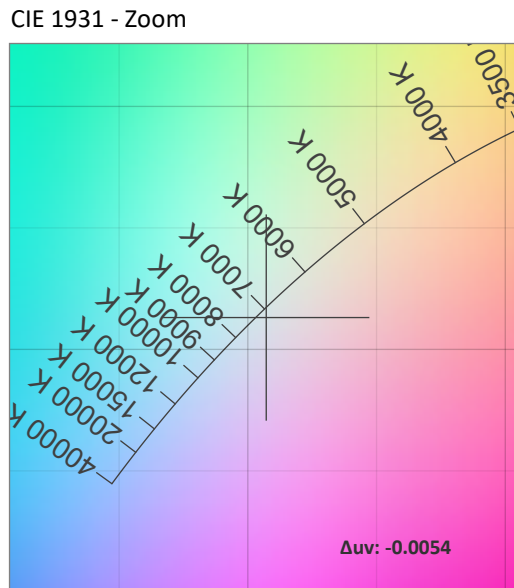
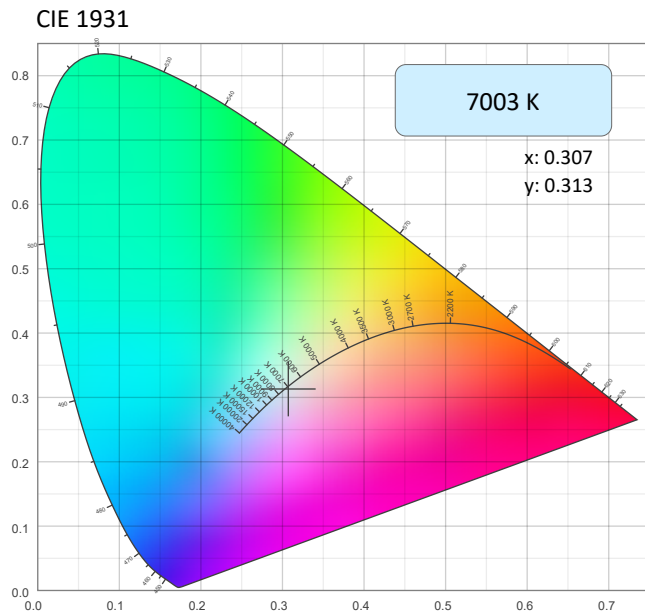
ISO Diagrams



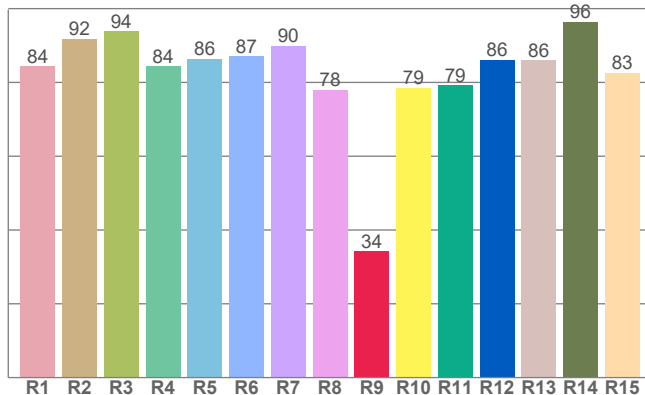
Photometric & Chromaticity Report

Rogue Outcast 2 Hybrid: Beam Mode - Wide - Full Power

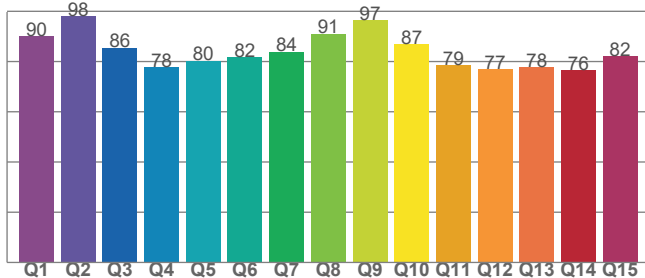
Chromaticity



CRI: 86.9 (R1-R8)



CQS: 82.8



Color Parameters

Color Temperature	Color Coordinate CIE 1931	Color Coordinate CIE 1931
CCT	x	y
7003 K	0.307	0.313

Color Deviation from Black Body Curve	Color Coordinate CIE 1964	Color Coordinate CIE 1964
Δuv	y	u
-0.0054	0.313	0.200

Color Rendering Index	Red Component	Color Quality Scale
CRI	CRI - R9	CQS
86.9	34.2	82.8

Television Lighting Consistency Index	Color Fidelity	Color Gamut
TLCI	TM30 - Rf	TM30 Rg
75	87.8	95.7

Photometric & Chromaticity Report

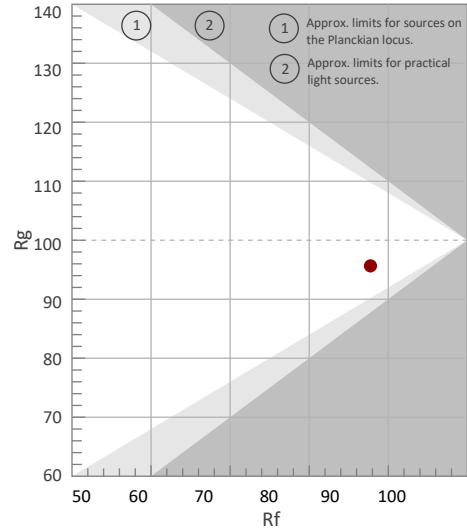
Rogue Outcast 2 Hybrid: Beam Mode - Wide - Full Power

TM-30 Details

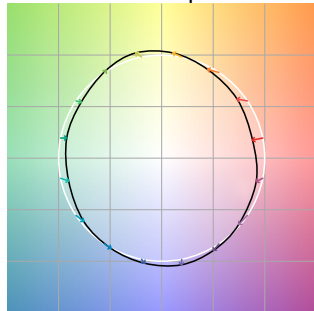
Rf 87.8
Fidelity Index (Rg)

Rg 95.7
Gammut Index (Rg)

Hue Bin	R _f	Graphic shifts (%)	
		Chroma	Hue
1	82	-10%	0%
2	82	-7%	7%
3	82	-4%	11%
4	85	2%	9%
5	90	5%	5%
6	95	1%	-3%
7	91	-5%	-2%
8	89	-6%	-1%
9	90	-7%	4%
10	86	-3%	9%
11	84	0%	8%
12	91	3%	4%
13	93	5%	-1%
14	91	2%	-8%
15	85	-2%	-12%
16	88	-6%	-4%



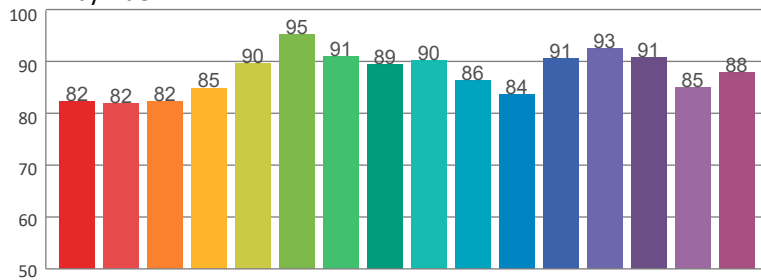
Color Vector Graphic



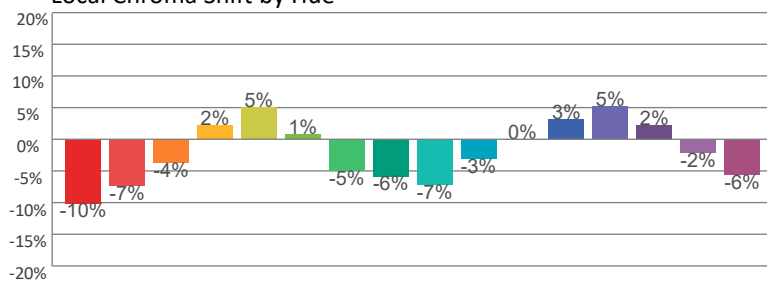
Color Distortion Graphic



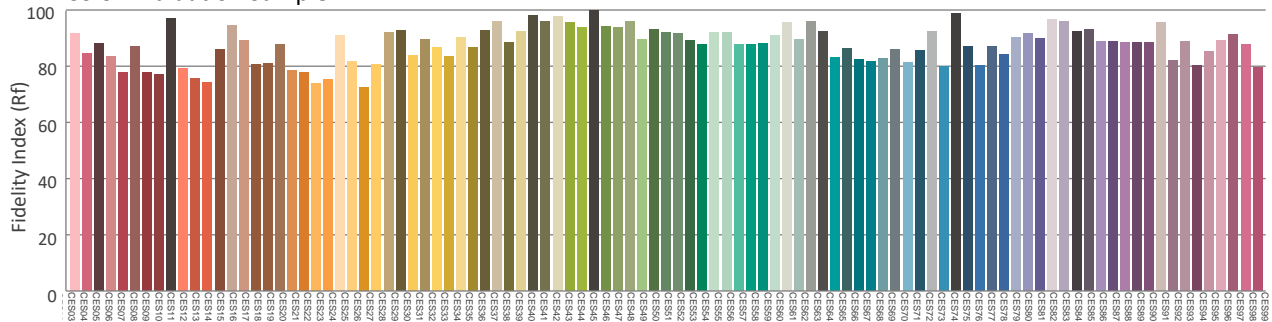
Rf by Hue



Local Chroma Shift by Hue



Color Evaluation Sample



Photometric & Chromaticity Report

Rogue Outcast 2 Hybrid: Spot Mode - Narrow - Full Power

Report Summary

Measurements

Fixture Output: 18077 lm
Fixture Peak: 19757420 cd
Fixture Efficacy: n/a lm/W
Intensity @ 5m: 790297 lux
Color Temperature: 6947 K
CRI: 86.7 CRI R9 Value: 35.4
CQS: 82.7
TLCI: 75
TM-30 Rf: 87.4
TM-30 Rg: 95.9
Beam Angle (50%): 1.4°
Field Angle (10%): 2.8°
Cutoff Angle (3%): 3.5°

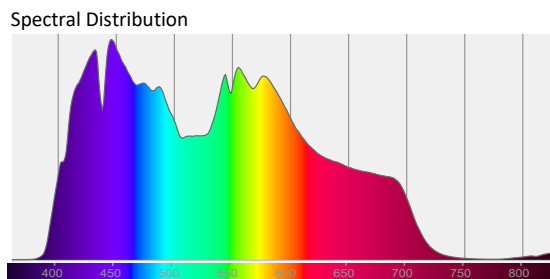
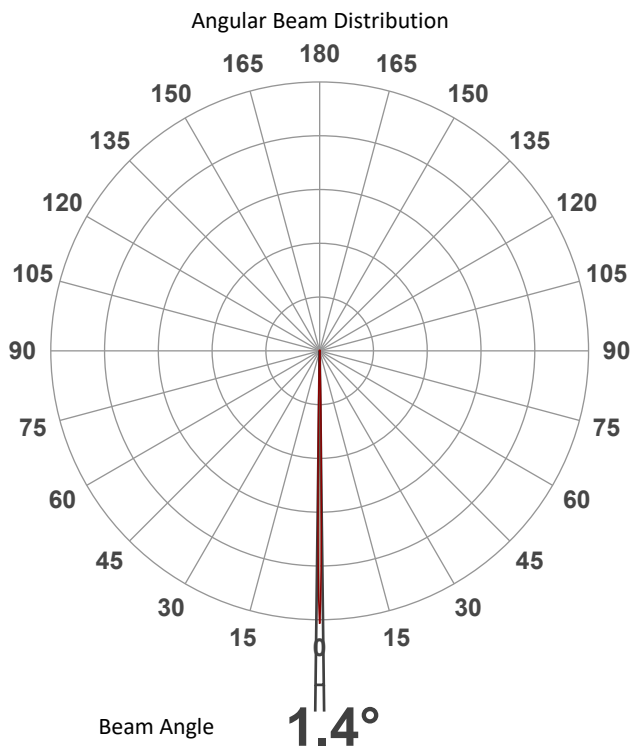


Conditions

AC Supply: 118 V, 60 Hz
Power: n/a W
Current: 0.000 A
Power Factor: n/a

This data sheet conforms to American National Standard E1.9 – 2007 (R2017). All data was measured and calculated by a Viso Systems LabSpion Goniometer at the Chauvet PD Optics Laboratory in Sunrise, FL on 9/21/2022 to LM-63-2002 Standards.


Overall Measurement



Tested Color (CIE 1931):

X: 0.308

Y: 0.314



Light Quality

CRI: 86.7

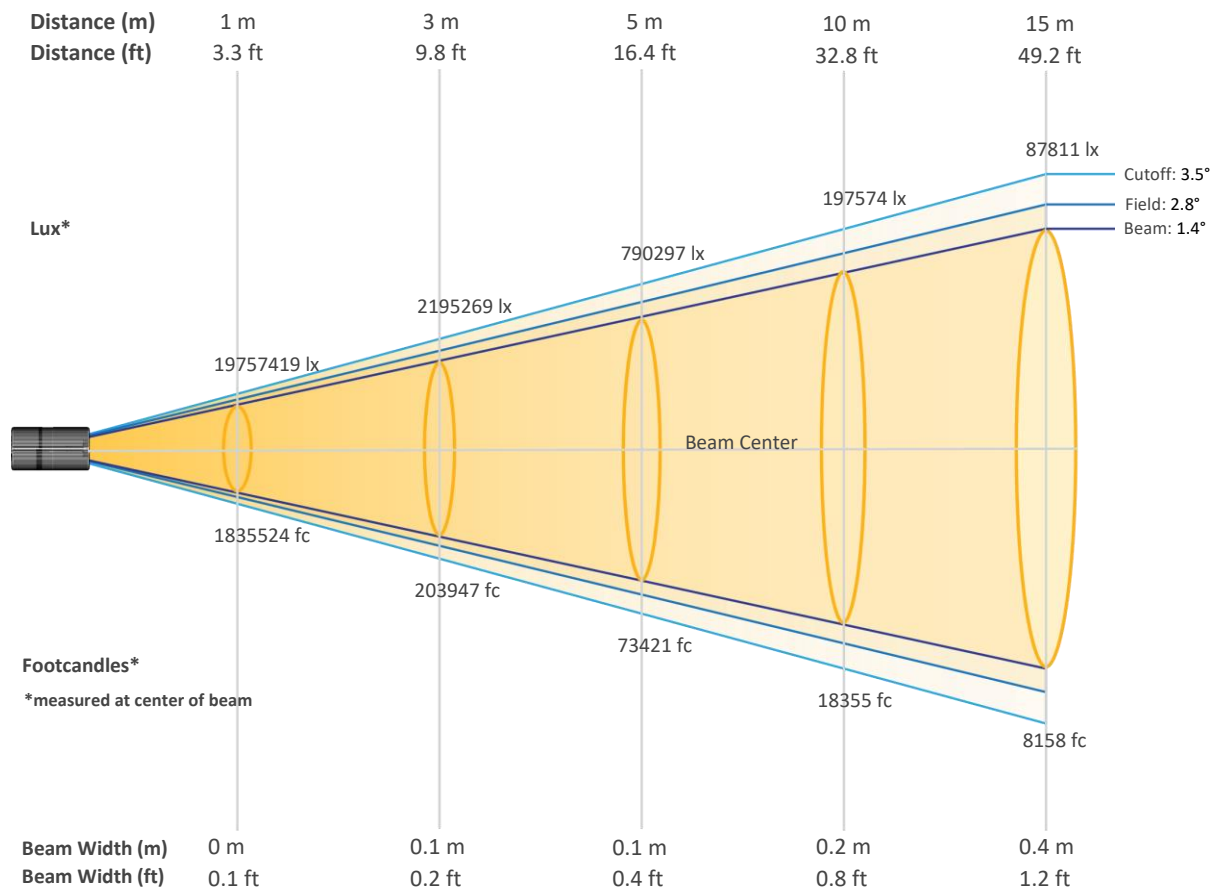
Color Temperature

6947 K

Photometric & Chromaticity Report

Rogue Outcast 2 Hybrid: Spot Mode - Narrow - Full Power

Beam Details

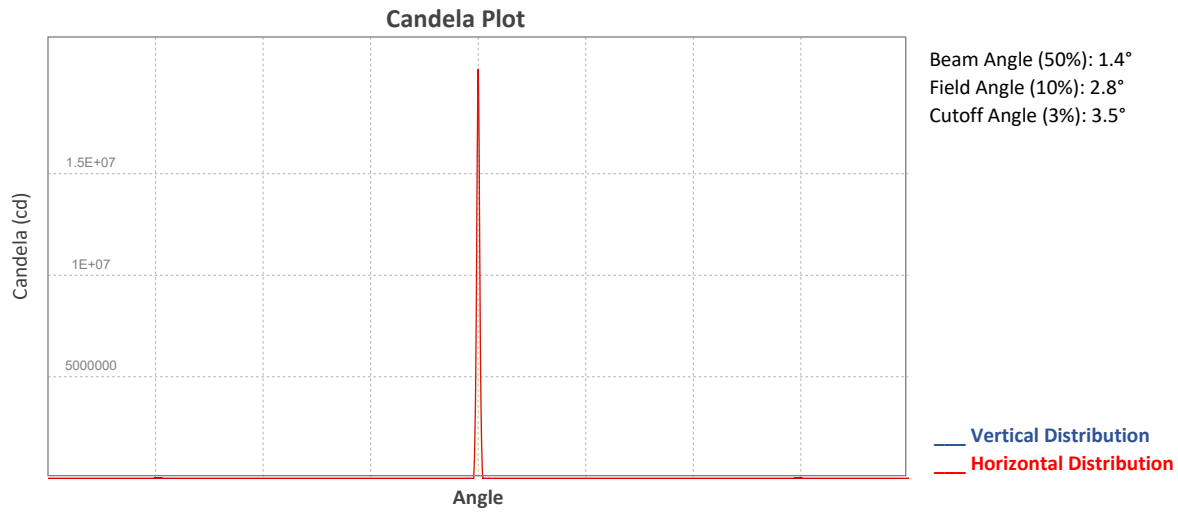


Beam Intensities from 1-20m (3.3-65.6ft)

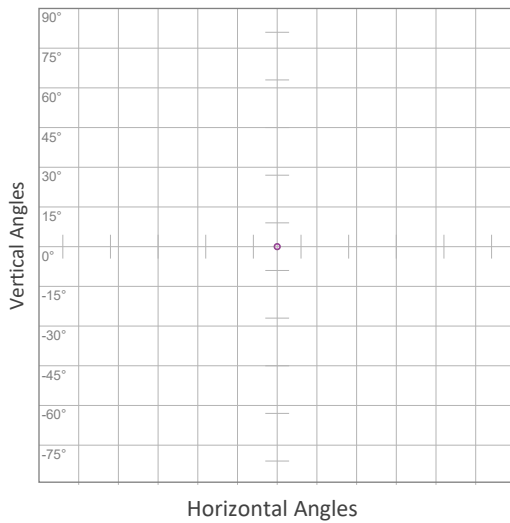
Distance	1m	2m	3m	4m	5m	6m	7m	8m	9m	10m
Lux	19757419	4939355	2195269	1234839	790297	548817	403213	308710	243919	197574
Distance	11m	12m	13m	14m	15m	16m	17m	18m	19m	20m
Lux	163284	137204	116908	100803	87811	77177	68365	60980	54730	49394
Distance	3.3ft	6.6ft	9.8ft	13.1ft	16.4ft	19.7ft	23ft	26.2ft	29.5ft	32.8ft
FC	1835524	458881	203947	114720	73421	50987	37460	28680	22661	18355
Distance	36.1ft	39.4ft	42.7ft	45.9ft	49.2ft	52.5ft	55.8ft	59.1ft	62.3ft	65.6ft
FC	15170	12747	10861	9365	8158	7170	6351	5665	5085	4589

Photometric & Chromaticity Report

Rogue Outcast 2 Hybrid: Spot Mode - Narrow - Full Power



ISO Diagrams

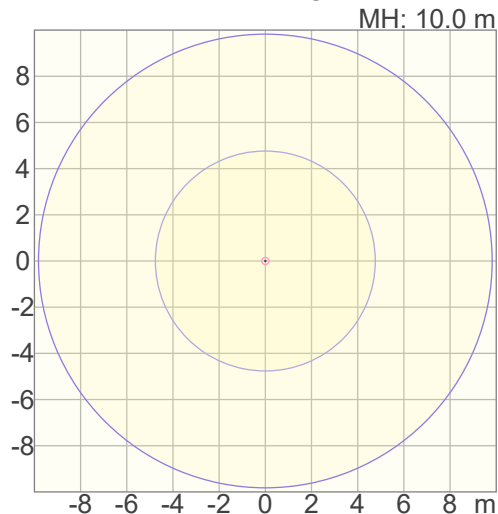


ISO Candela Diagram

10%	1975742 cd
20%	3951484 cd
30%	5927226 cd
40%	7902968 cd
50%	9878710 cd
60%	11854452 cd
70%	13830193 cd
80%	15805935 cd
90%	17781677 cd

Conditions:

Number of c-planes: 2
 Candela at center: 19757419 cd



ISO Lux Diagram

3%	5927 lx
5%	9879 lx
10%	19.8K lx
30%	59.3K lx
50%	98.8K lx

Conditions:

Number of c-planes: 2
 Candela at center: 198K lx

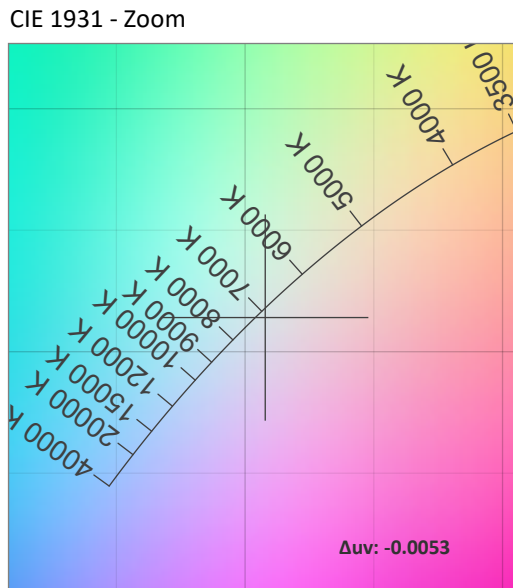
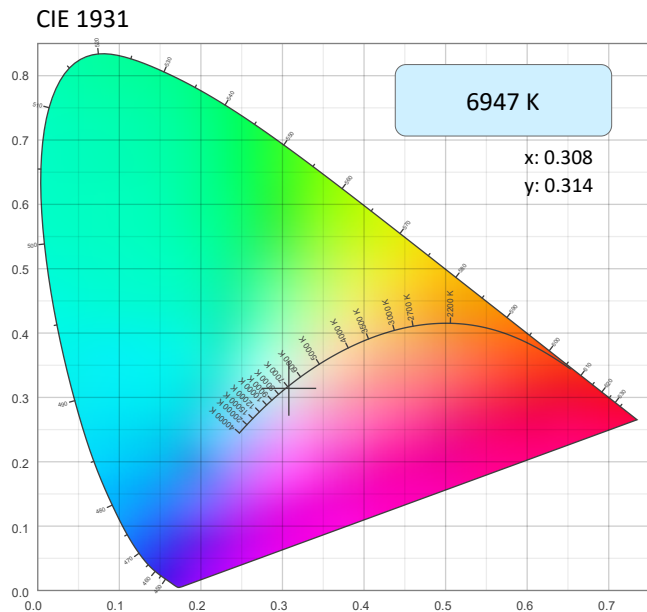
Lux distribution on a surface when lamp is mounted at 10 meters from the surface.

Mounting height: 10 meters / 33 feet

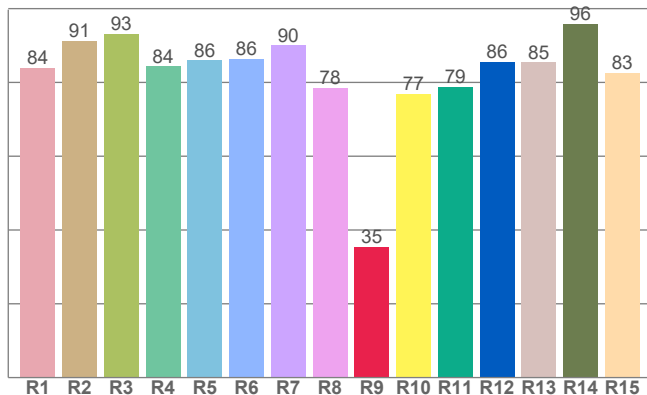
Photometric & Chromaticity Report

Rogue Outcast 2 Hybrid: Spot Mode - Narrow - Full Power

Chromaticity



CRI: 86.7 (R1-R8)

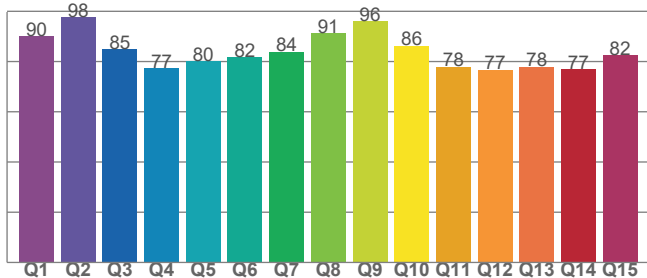


Color Parameters

Color Temperature	Color Coordinate CIE 1931	Color Coordinate CIE 1931
CCT	x	y
6947 K	0.308	0.314

Color Deviation from Black Body Curve	Color Coordinate CIE 1964	Color Coordinate CIE 1964
Δuv	y	u
-0.0053	0.314	0.200

CQS: 82.7



Color Rendering Index	Red Component	Color Quality Scale
CRI	CRI - R9	CQS
86.7	35.4	82.7

Television Lighting Consistency Index	Color Fidelity	Color Gamut
TLCI	TM30 - Rf	TM30 Rg
75	87.4	95.9

Photometric & Chromaticity Report

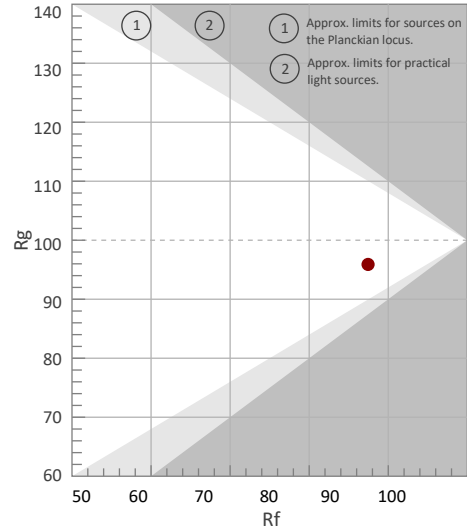
Rogue Outcast 2 Hybrid: Spot Mode - Narrow - Full Power

TM-30 Details

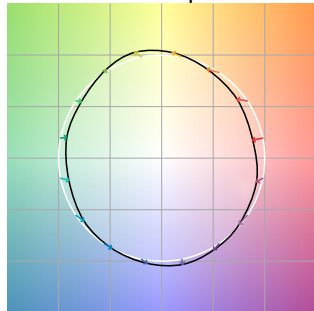
Rf 87.4
Fidelity Index
(Rg)

Rg 95.9
Gammut Index (Rg)

Hue Bin	R _f	Graphic shifts (%)	
		Chroma	Hue
1	83	-10%	0%
2	82	-7%	7%
3	82	-4%	11%
4	84	2%	10%
5	88	6%	5%
6	95	1%	-3%
7	91	-5%	-2%
8	89	-6%	-2%
9	90	-8%	3%
10	85	-4%	9%
11	84	0%	8%
12	90	3%	6%
13	92	5%	0%
14	91	2%	-7%
15	86	-2%	-11%
16	88	-5%	-5%



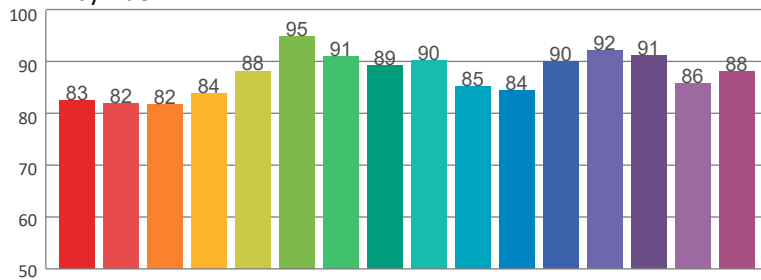
Color Vector Graphic



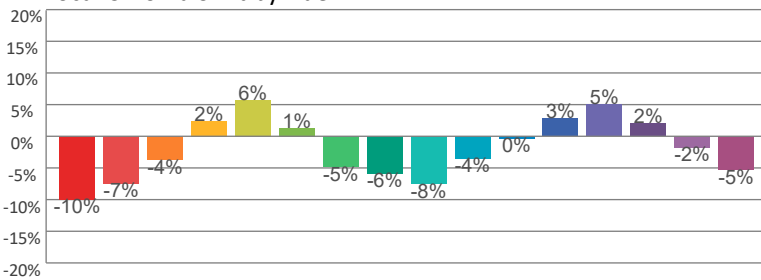
Color Distortion Graphic



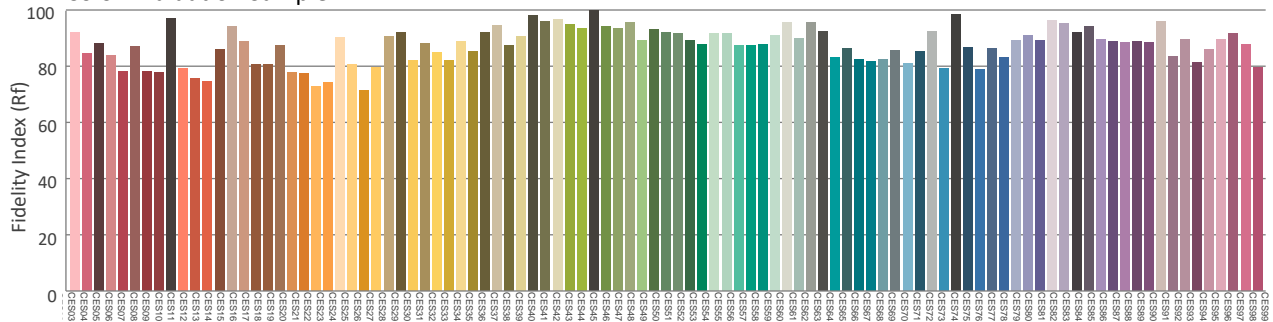
Rf by Hue



Local Chroma Shift by Hue



Color Evaluation Sample



Photometric & Chromaticity Report

Rogue Outcast 2 Hybrid: Spot Mode - Wide - Full Power

Report Summary

Measurements

Fixture Output: 16033 lm
Fixture Peak: 169667 cd
Fixture Efficacy: n/a lm/W
Intensity @ 5m: 6787 lux
Color Temperature: 7020 K
CRI: 86.1 CRI R9 Value: 32.4
CQS: 82.1
TLCI: 74
TM-30 Rf: 87.1
TM-30 Rg: 95.5
Beam Angle (50%): 14.5°
Field Angle (10%): 30°
Cutoff Angle (3%): 37.2°

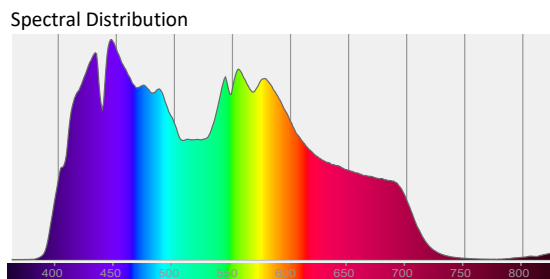
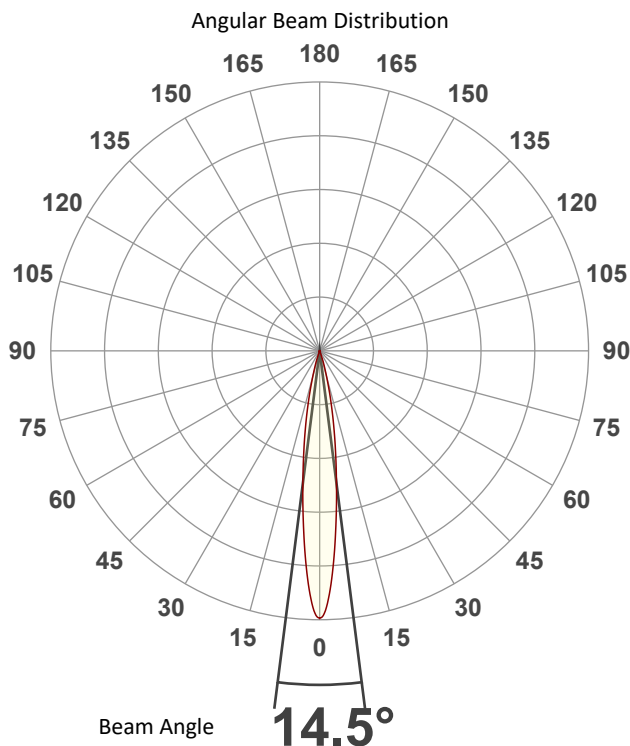


Conditions

AC Supply: 118 V, 60 Hz
Power: n/a W
Current: 0.000 A
Power Factor: n/a

This data sheet conforms to American National Standard E1.9 – 2007 (R2017). All data was measured and calculated by a Viso Systems LabSpion Goniometer at the Chauvet PD Optics Laboratory in Sunrise, FL on 9/21/2022 to LM-63-2002 Standards.

Overall Measurement



Tested Color (CIE 1931):
X: 0.307
Y: 0.313

Light Quality
CRI: 86.1

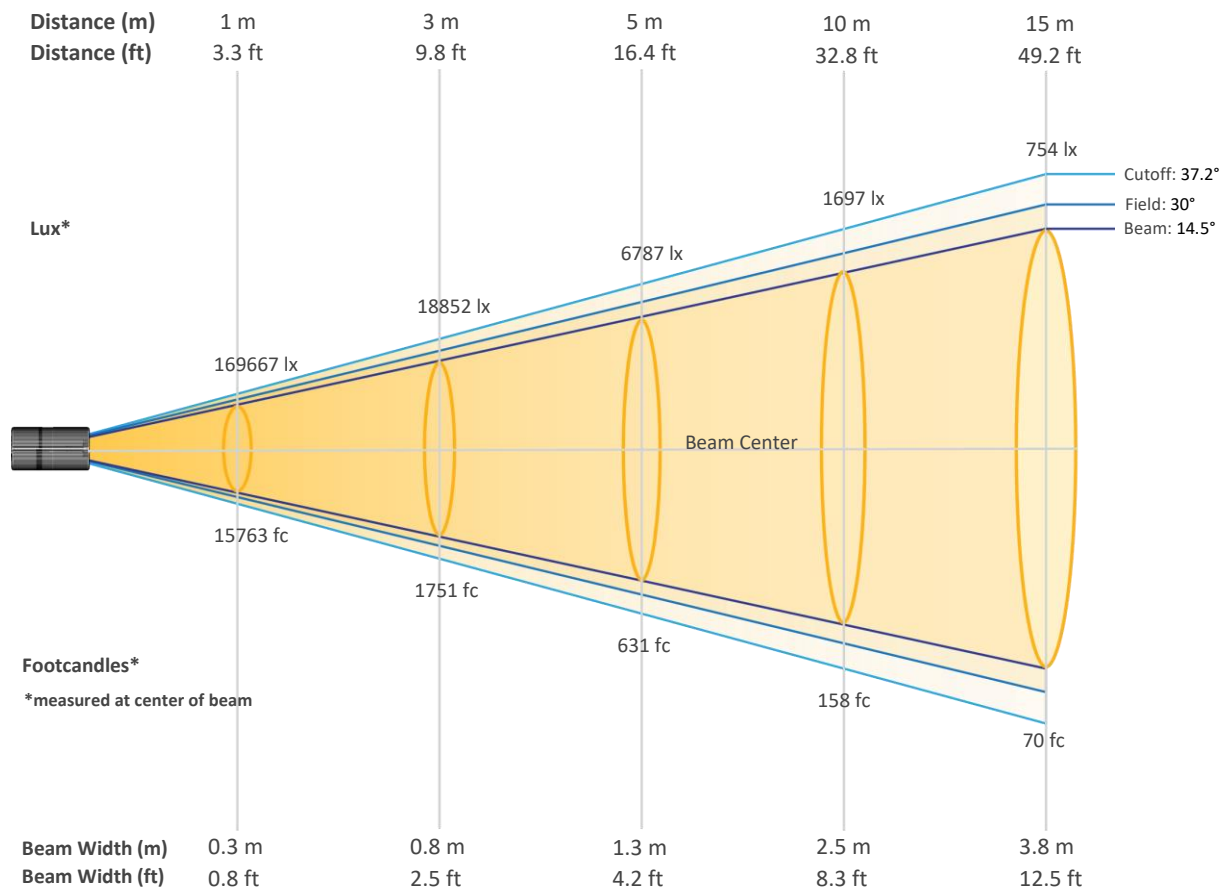
Color Temperature
7020 K



Photometric & Chromaticity Report

Rogue Outcast 2 Hybrid: Spot Mode - Wide - Full Power

Beam Details

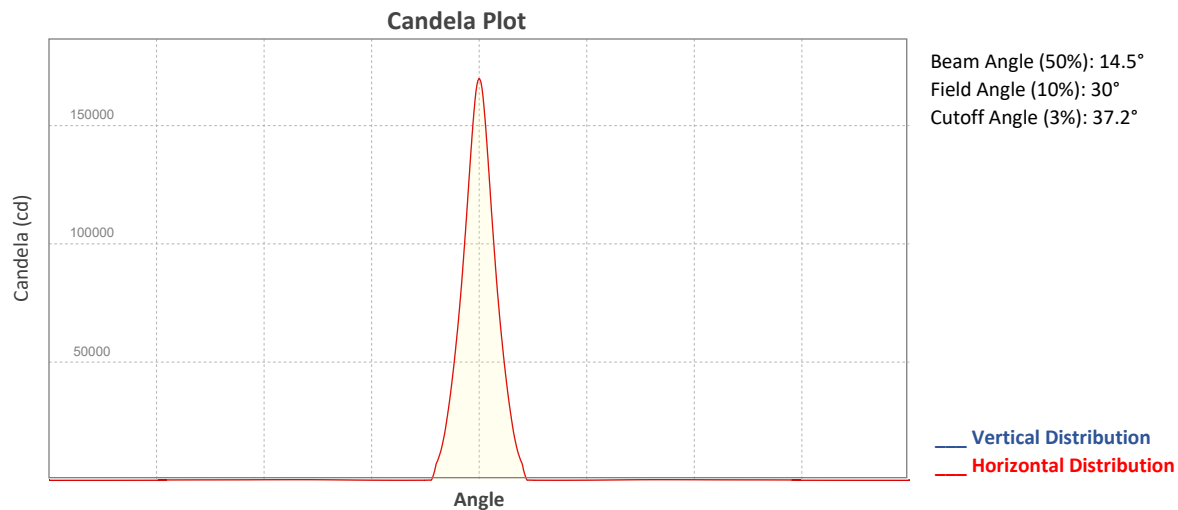


Beam Intensities from 1-20m (3.3-65.6ft)

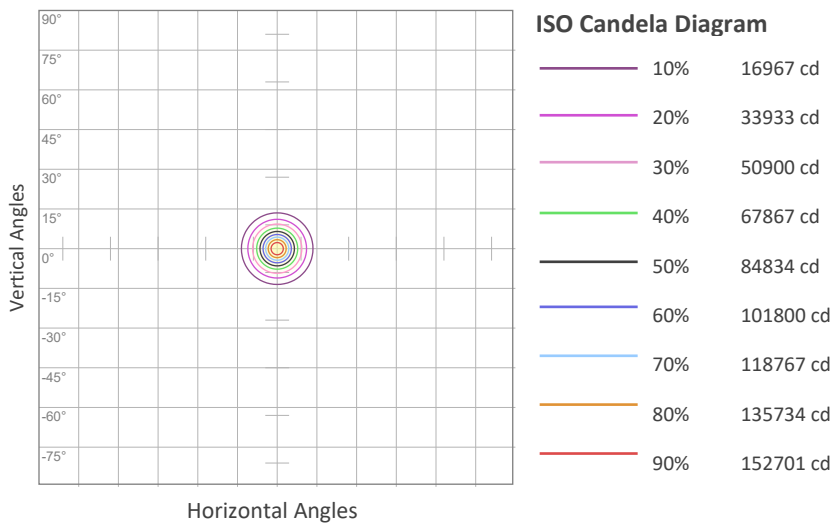
Distance	1m	2m	3m	4m	5m	6m	7m	8m	9m	10m
Lux	169667	42417	18852	10604	6787	4713	3463	2651	2095	1697
Distance	11m	12m	13m	14m	15m	16m	17m	18m	19m	20m
Lux	1402	1178	1004	866	754	663	587	524	470	424
Distance	3.3ft	6.6ft	9.8ft	13.1ft	16.4ft	19.7ft	23ft	26.2ft	29.5ft	32.8ft
FC	15763	3941	1751	985	631	438	322	246	195	158
Distance	36.1ft	39.4ft	42.7ft	45.9ft	49.2ft	52.5ft	55.8ft	59.1ft	62.3ft	65.6ft
FC	130	109	93	80	70	62	55	49	44	39

Photometric & Chromaticity Report

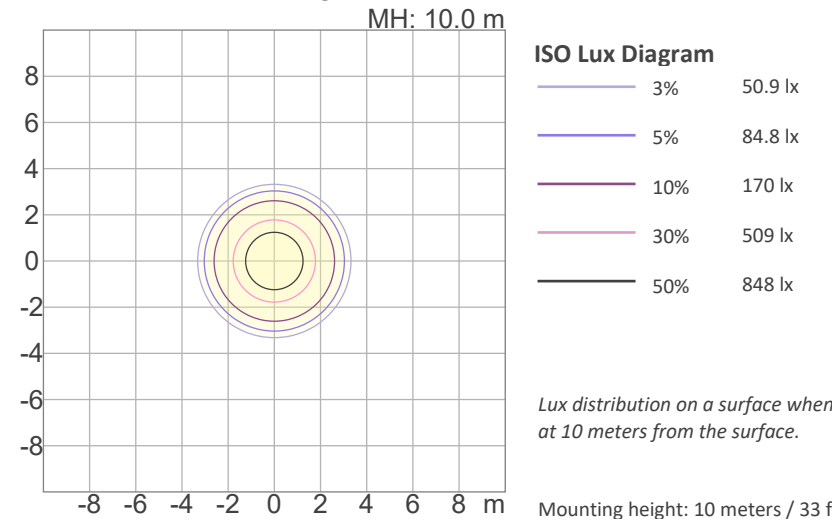
Rogue Outcast 2 Hybrid: Spot Mode - Wide - Full Power



ISO Diagrams



Conditions:
 Number of c-planes: 2
 Candela at center: 169667 cd



Conditions:
 Number of c-planes: 2
 Candela at center: 1697 lx

Lux distribution on a surface when lamp is mounted at 10 meters from the surface.

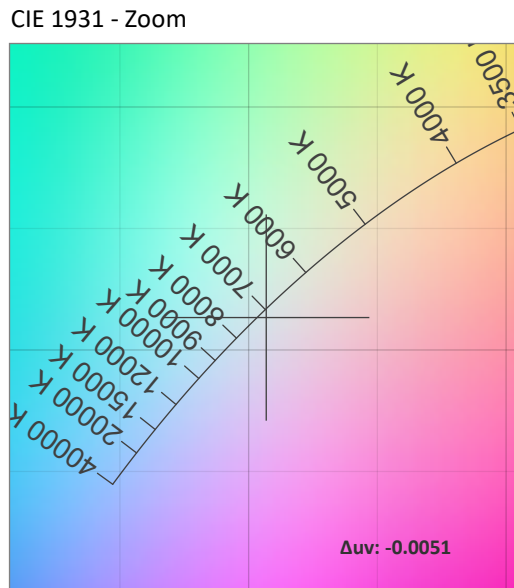
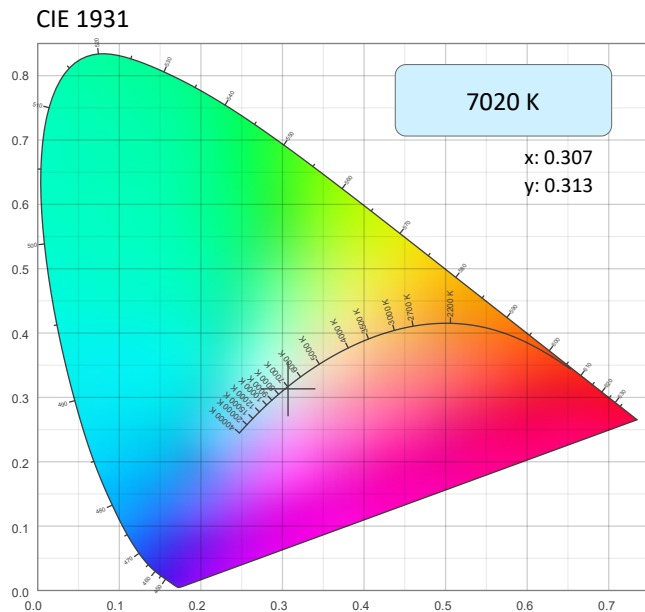
Mounting height: 10 meters / 33 feet



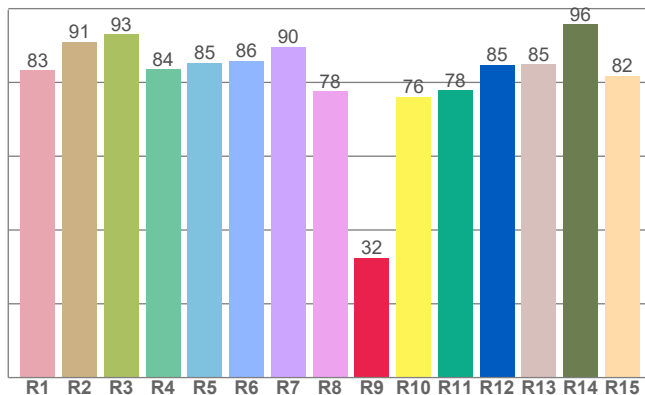
Photometric & Chromaticity Report

Rogue Outcast 2 Hybrid: Spot Mode - Wide - Full Power

Chromaticity



CRI: 86.1 (R1-R8)

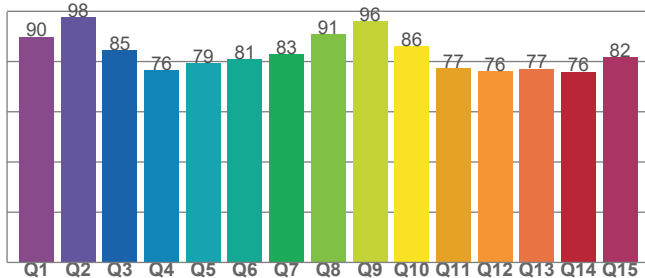


Color Parameters

Color Temperature	Color Coordinate CIE 1931	Color Coordinate CIE 1931
CCT	x	y
7020 K	0.307	0.313

Color Deviation from Black Body Curve	Color Coordinate CIE 1964	Color Coordinate CIE 1964
Δuv	y	u
-0.0051	0.313	0.200

CQS: 82.1



Color Rendering Index	Red Component	Color Quality Scale
CRI	CRI - R9	CQS
86.1	32.4	82.1

Television Lighting Consistency Index	Color Fidelity	Color Gamut
TLCI	TM30 - Rf	TM30 Rg
74	87.1	95.5

Photometric & Chromaticity Report

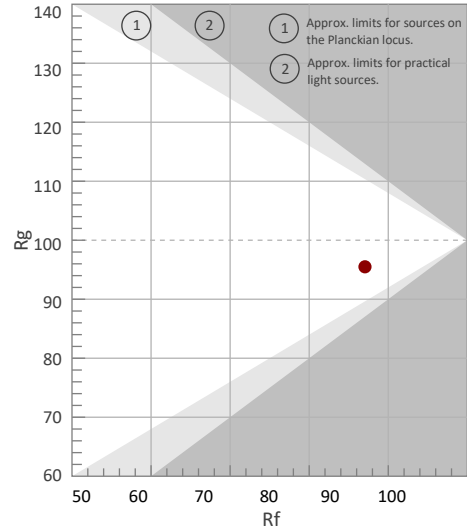
Rogue Outcast 2 Hybrid: Spot Mode - Wide - Full Power

TM-30 Details

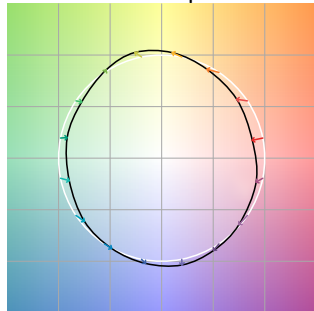
Rf 87.1
Fidelity Index (Rg)

Rg 95.5
Gammut Index (Rg)

Hue Bin	R _f	Graphic shifts (%)	
		Chroma	Hue
1	82	-10%	0%
2	81	-8%	7%
3	81	-4%	11%
4	84	2%	10%
5	88	6%	5%
6	95	1%	-3%
7	90	-5%	-2%
8	89	-6%	-2%
9	90	-8%	4%
10	85	-4%	9%
11	82	0%	8%
12	90	3%	4%
13	92	5%	-1%
14	91	2%	-8%
15	85	-2%	-12%
16	87	-6%	-5%



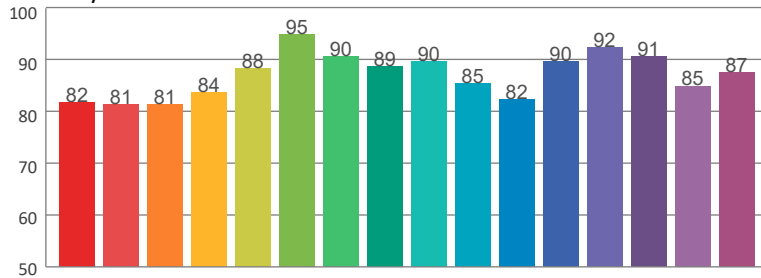
Color Vector Graphic



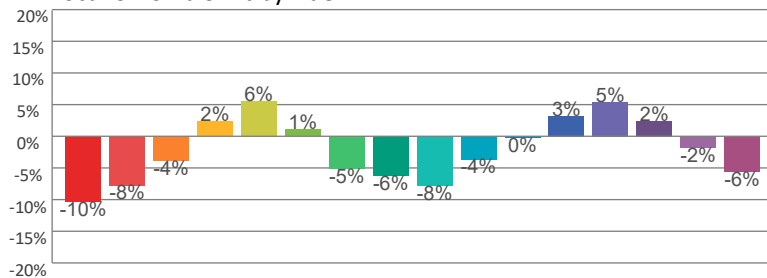
Color Distortion Graphic



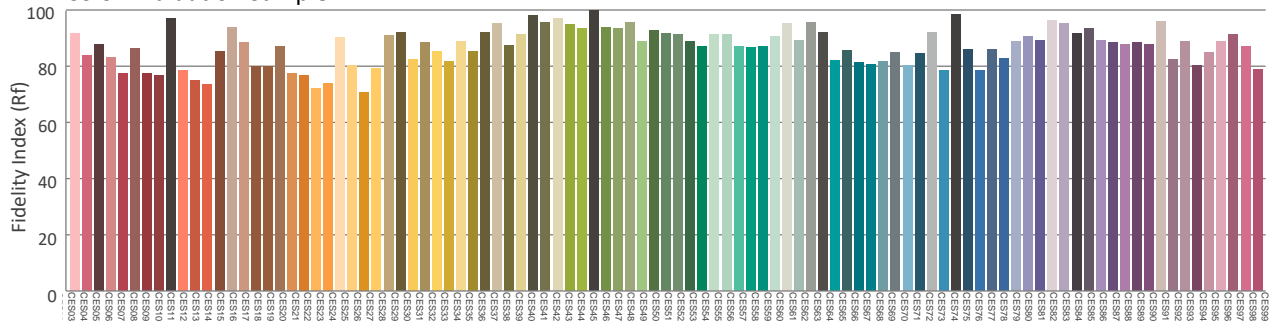
R_f by Hue



Local Chroma Shift by Hue



Color Evaluation Sample



Photometric & Chromaticity Report

Rogue Outcast 2 Hybrid: Spot Mode - 50% Zoom - Full Power

Report Summary

Measurements

Fixture Output: 15764 lm
Fixture Peak: 1149421 cd
Fixture Efficacy: n/a lm/W
Intensity @ 5m: 45977 lux
Color Temperature: 6944 K
CRI: 86.3 CRI R9 Value: 33.6
CQS: 82.5
TLCI: 75
TM-30 Rf: 87.4
TM-30 Rg: 95.6
Beam Angle (50%): 5.5°
Field Angle (10%): 11.3°
Cutoff Angle (3%): 14.1°

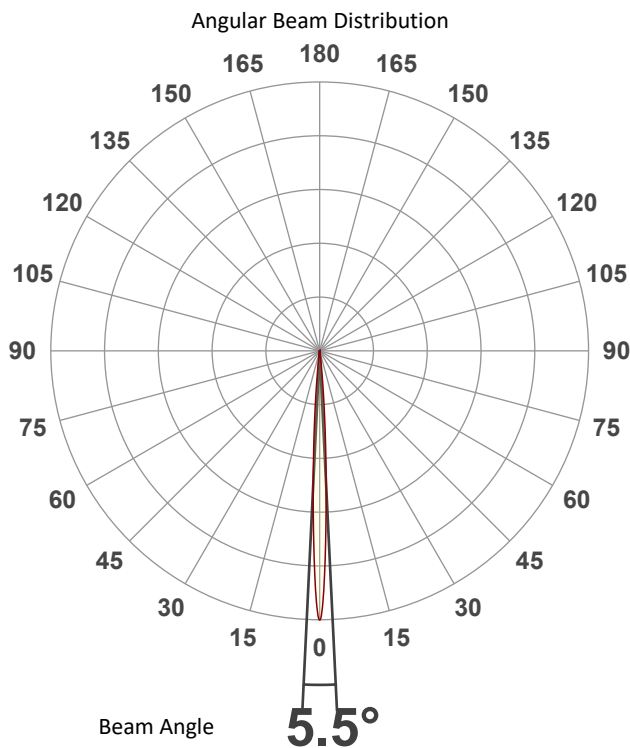


Conditions

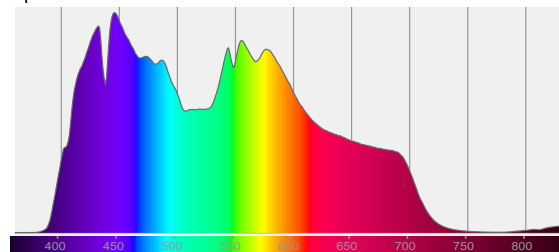
AC Supply: 118 V, 60 Hz
Power: n/a W
Current: 0.000 A
Power Factor: n/a

This data sheet conforms to American National Standard E1.9 – 2007 (R2017). All data was measured and calculated by a Viso Systems LabSpion Goniometer at the Chauvet PD Optics Laboratory in Sunrise, FL on 9/21/2022 to LM-63-2002 Standards.

Overall Measurement




Spectral Distribution



Tested Color (CIE 1931):

X: 0.308

Y: 0.315



Light Quality

CRI: 86.3

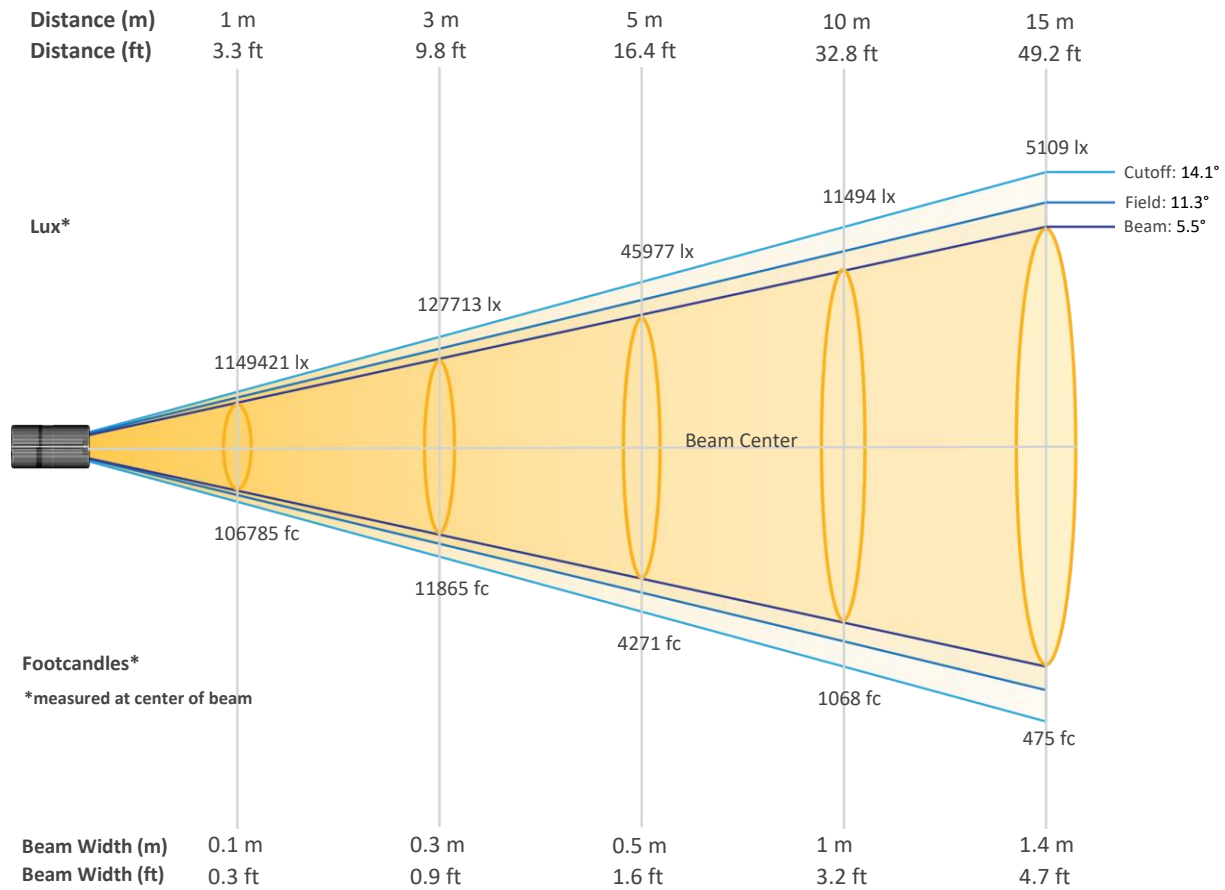
Color Temperature

6944 K

Photometric & Chromaticity Report

Rogue Outcast 2 Hybrid: Spot Mode - 50% Zoom - Full Power

Beam Details

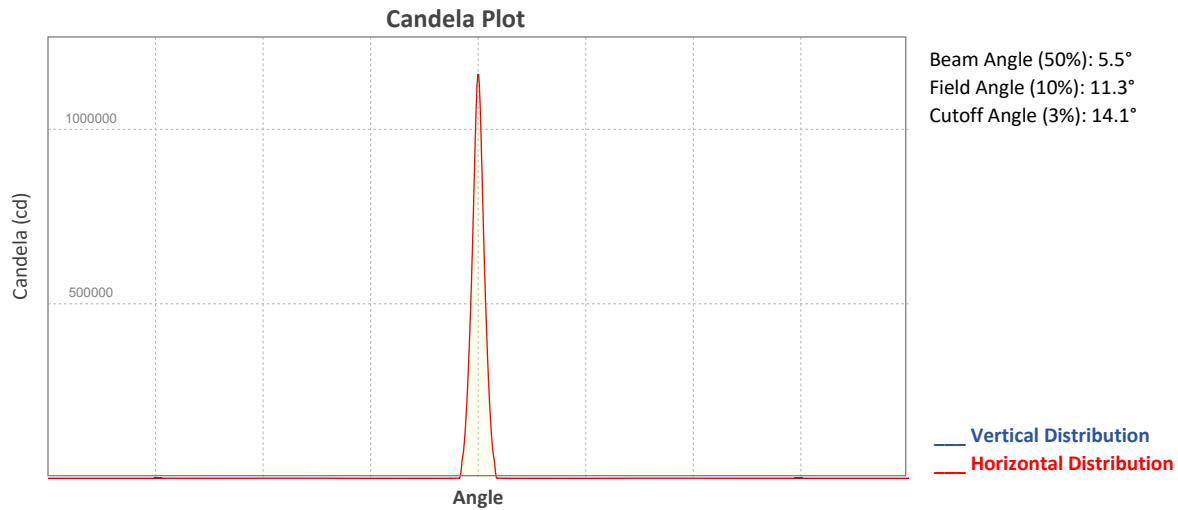


Beam Intensities from 1-20m (3.3-65.6ft)

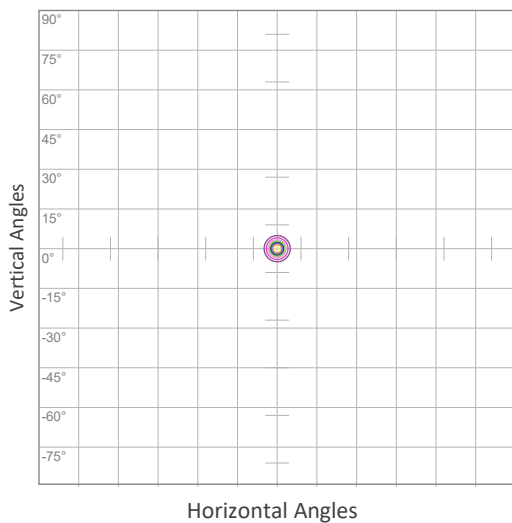
Distance	1m	2m	3m	4m	5m	6m	7m	8m	9m	10m
Lux	1149421	287355	127713	71839	45977	31928	23458	17960	14190	11494
Distance	11m	12m	13m	14m	15m	16m	17m	18m	19m	20m
Lux	9499	7982	6801	5864	5109	4490	3977	3548	3184	2874
Distance	3.3ft	6.6ft	9.8ft	13.1ft	16.4ft	19.7ft	23ft	26.2ft	29.5ft	32.8ft
FC	106785	26696	11865	6674	4271	2966	2179	1669	1318	1068
Distance	36.1ft	39.4ft	42.7ft	45.9ft	49.2ft	52.5ft	55.8ft	59.1ft	62.3ft	65.6ft
FC	883	742	632	545	475	417	369	330	296	267

Photometric & Chromaticity Report

Rogue Outcast 2 Hybrid: Spot Mode - 50% Zoom - Full Power



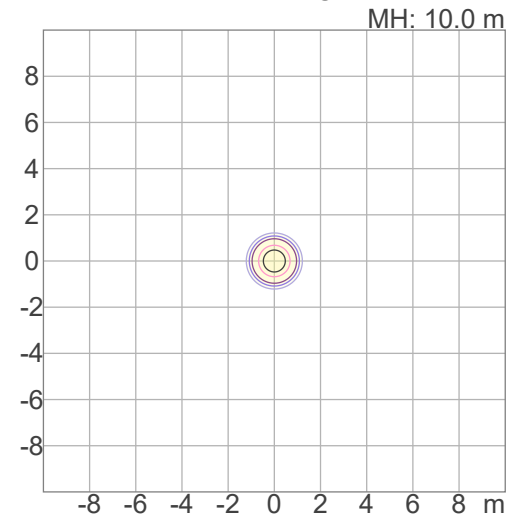
ISO Diagrams



ISO Candela Diagram

10%	114942 cd
20%	229884 cd
30%	344826 cd
40%	459768 cd
50%	574710 cd
60%	689652 cd
70%	804594 cd
80%	919537 cd
90%	1034479 cd

Conditions:
 Number of c-planes: 2
 Candela at center: 1149421 cd



ISO Lux Diagram

3%	345 lx
5%	575 lx
10%	1149 lx
30%	3448 lx
50%	5747 lx

Conditions:
 Number of c-planes: 2
 Candela at center: 11.5K lx

Lux distribution on a surface when lamp is mounted at 10 meters from the surface.

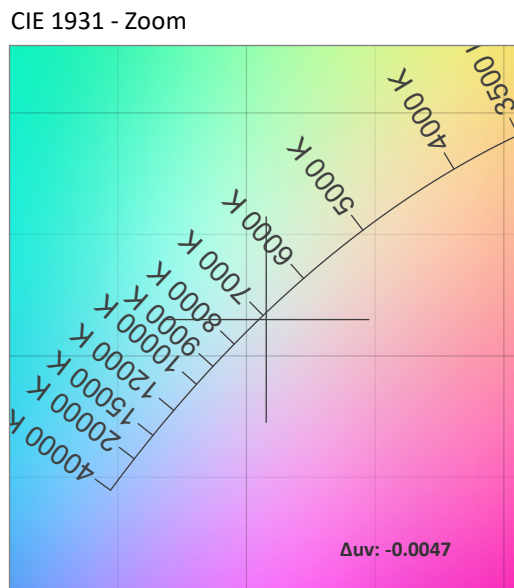
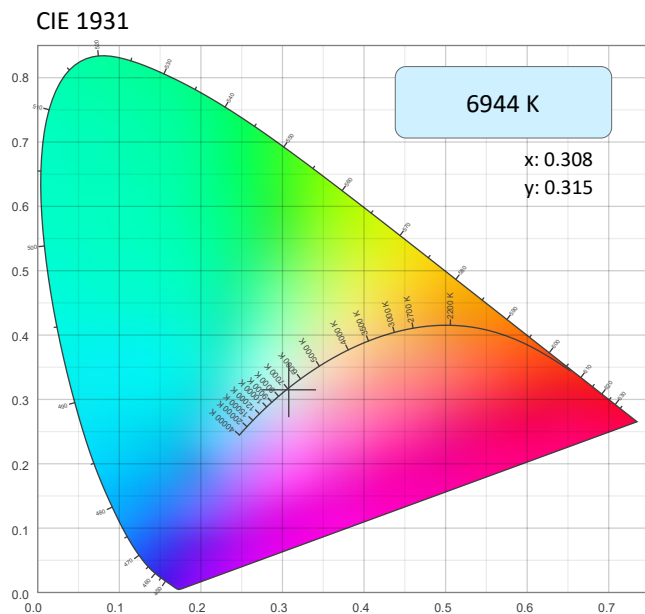
Mounting height: 10 meters / 33 feet



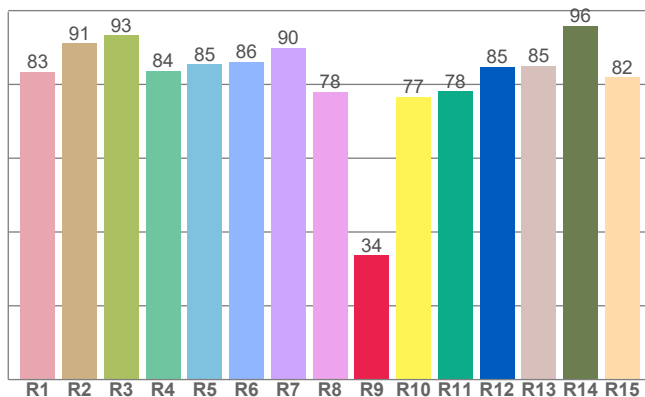
Photometric & Chromaticity Report

Rogue Outcast 2 Hybrid: Spot Mode - 50% Zoom - Full Power

Chromaticity



CRI: 86.3 (R1-R8)

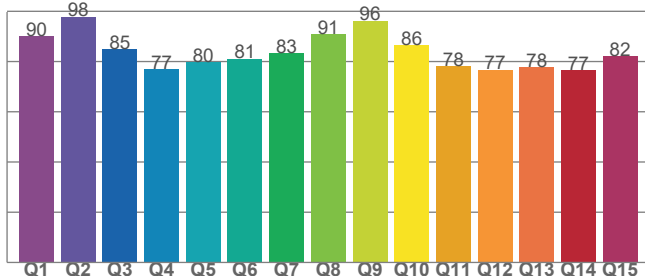


Color Parameters

Color Temperature	Color Coordinate CIE 1931	Color Coordinate CIE 1931
CCT	x	y
6944 K	0.308	0.315

Color Deviation from Black Body Curve	Color Coordinate CIE 1964	Color Coordinate CIE 1964
Δuv	y	u
-0.0047	0.315	0.200

CQS: 82.5



Color Rendering Index	Red Component	Color Quality Scale
CRI	CRI - R9	CQS
86.3	33.6	82.5

Television Lighting Consistency Index	Color Fidelity	Color Gamut
TLCI	TM30 - Rf	TM30 Rg
75	87.4	95.6

Photometric & Chromaticity Report

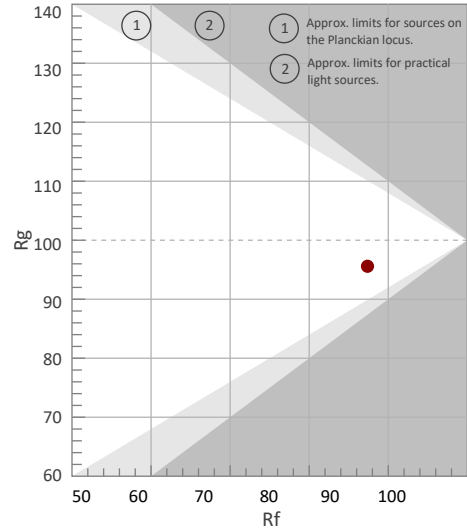
Rogue Outcast 2 Hybrid: Spot Mode - 50% Zoom - Full Power

TM-30 Details

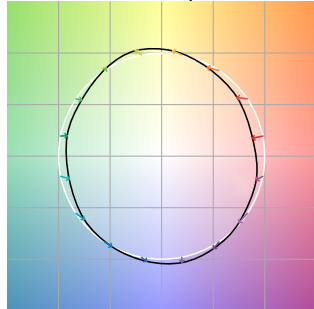
Rf 87.4
Fidelity Index (Rg)

Rg 95.6
Gammut Index (Rg)

Hue Bin	R _f	Graphic shifts (%)	
		Chroma	Hue
1	82	-10%	0%
2	82	-8%	7%
3	82	-4%	11%
4	84	2%	9%
5	89	5%	5%
6	95	1%	-3%
7	91	-5%	-2%
8	89	-6%	-2%
9	90	-8%	4%
10	85	-3%	9%
11	84	0%	8%
12	90	3%	6%
13	92	5%	-1%
14	91	3%	-8%
15	85	-2%	-12%
16	88	-6%	-5%



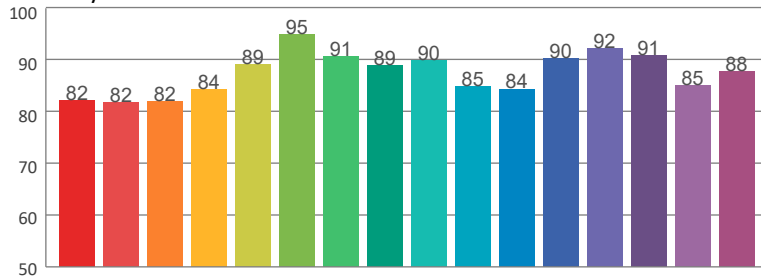
Color Vector Graphic



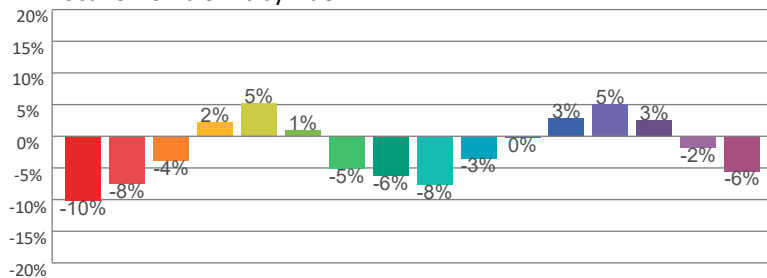
Color Distortion Graphic



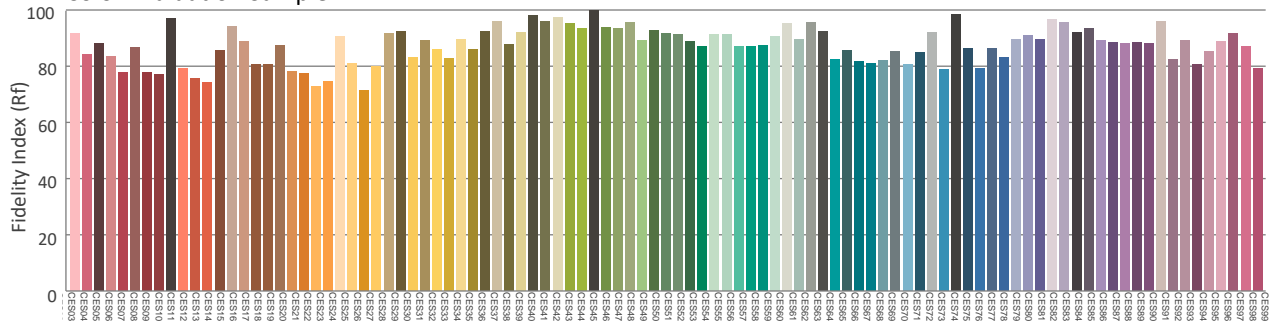
Rf by Hue



Local Chroma Shift by Hue



Color Evaluation Sample



Photometric & Chromaticity Report

Rogue Outcast 2 Hybrid: Spot Mode - 50% Zoom - Stable - Full Power

Report Summary

Measurements

Fixture Output: 15899 lm
Fixture Peak: 1148864 cd
Fixture Efficacy: n/a lm/W
Intensity @ 5m: 45955 lux
Color Temperature: 7009 K
CRI: 86.1 CRI R9 Value: 32.7
CQS: 82.2
TLCI: 74
TM-30 Rf: 87.1
TM-30 Rg: 95.4
Beam Angle (50%): 5.6°
Field Angle (10%): 11.3°
Cutoff Angle (3%): 14.2°

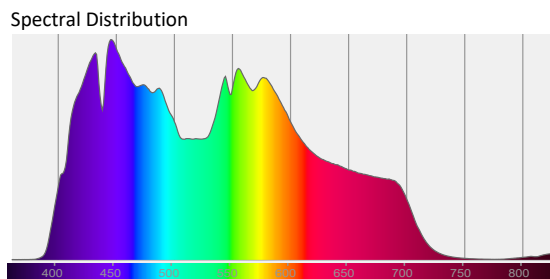
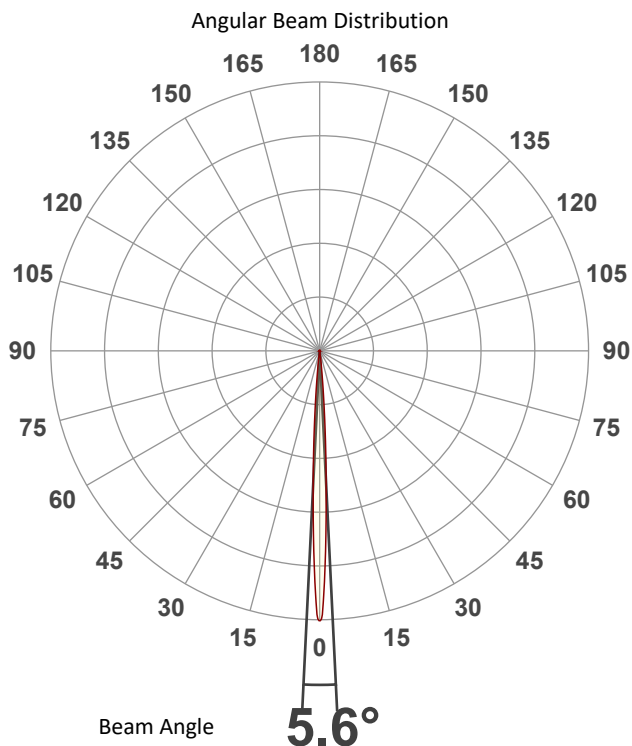


Conditions

AC Supply: 120 V, 60 Hz
Power: n/a W
Current: 0.000 A
Power Factor: n/a

This data sheet conforms to American National Standard E1.9 – 2007 (R2017). All data was measured and calculated by a Viso Systems LabSpion Goniometer at the Chauvet PD Optics Laboratory in Sunrise, FL on 9/21/2022 to LM-63-2002 Standards.


Overall Measurement



Tested Color (CIE 1931):

X: 0.307

Y: 0.314



Light Quality

CRI: 86.1

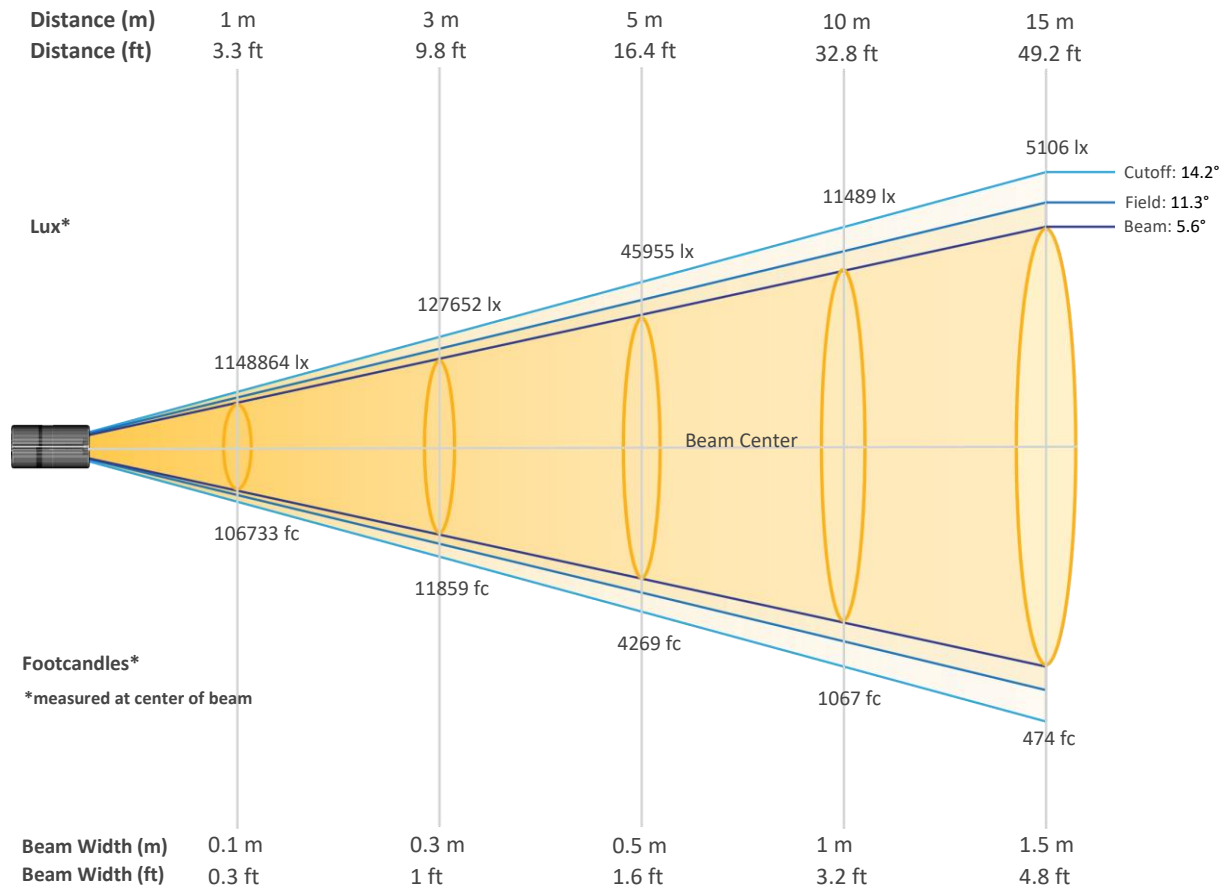
Color Temperature

7009 K

Photometric & Chromaticity Report

Rogue Outcast 2 Hybrid: Spot Mode - 50% Zoom - Stable - Full Power

Beam Details

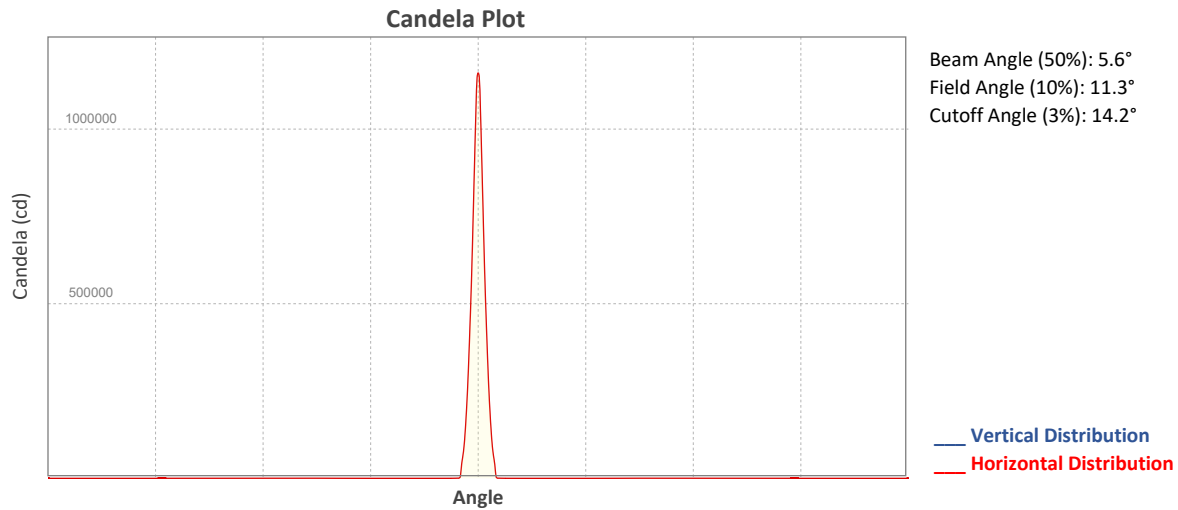


Beam Intensities from 1-20m (3.3-65.6ft)

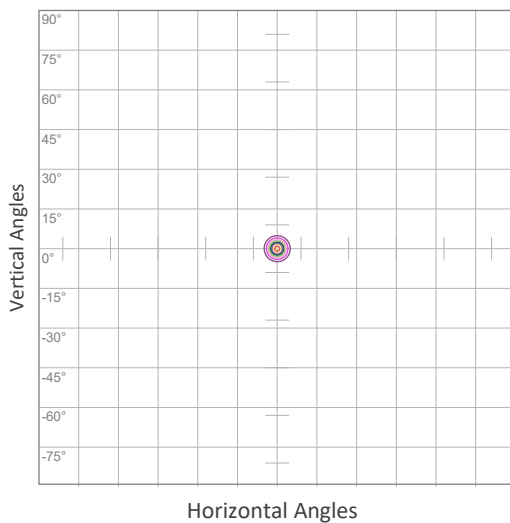
Distance	1m	2m	3m	4m	5m	6m	7m	8m	9m	10m
Lux	1148864	287216	127652	71804	45955	31913	23446	17951	14184	11489
Distance	11m	12m	13m	14m	15m	16m	17m	18m	19m	20m
Lux	9495	7978	6798	5862	5106	4488	3975	3546	3182	2872
Distance	3.3ft	6.6ft	9.8ft	13.1ft	16.4ft	19.7ft	23ft	26.2ft	29.5ft	32.8ft
FC	106733	26683	11859	6671	4269	2965	2178	1668	1318	1067
Distance	36.1ft	39.4ft	42.7ft	45.9ft	49.2ft	52.5ft	55.8ft	59.1ft	62.3ft	65.6ft
FC	882	741	632	545	474	417	369	329	296	267

Photometric & Chromaticity Report

Rogue Outcast 2 Hybrid: Spot Mode - 50% Zoom - Stable - Full Power



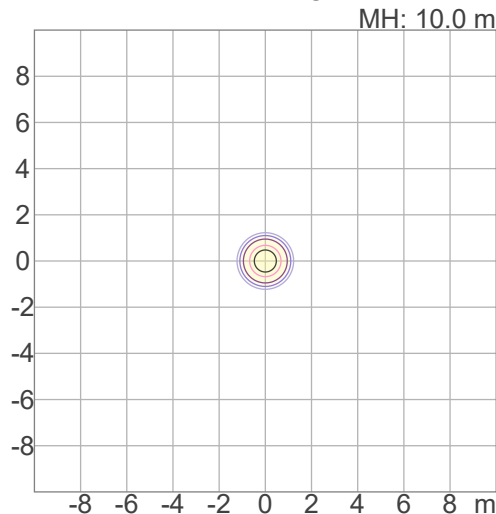
ISO Diagrams



ISO Candela Diagram

10%	114886 cd
20%	229773 cd
30%	344659 cd
40%	459546 cd
50%	574432 cd
60%	689318 cd
70%	804205 cd
80%	919091 cd
90%	1033978 cd

Conditions:
 Number of c-planes: 2
 Candela at center: 1148864 cd



ISO Lux Diagram

3%	345 lx
5%	574 lx
10%	1149 lx
30%	3447 lx
50%	5744 lx

Conditions:
 Number of c-planes: 2
 Candela at center: 11.5K lx

Lux distribution on a surface when lamp is mounted at 10 meters from the surface.

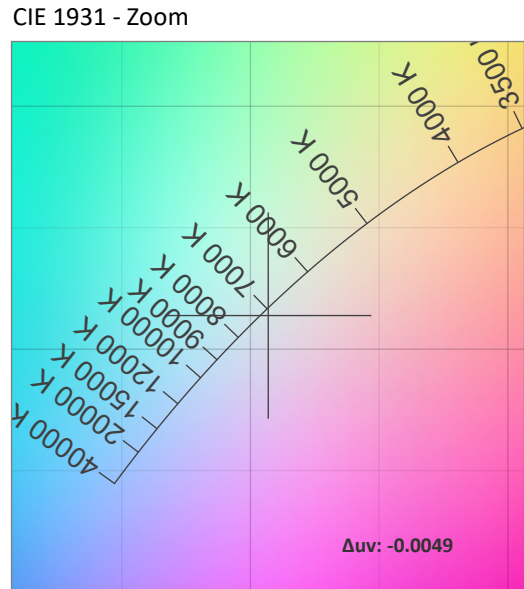
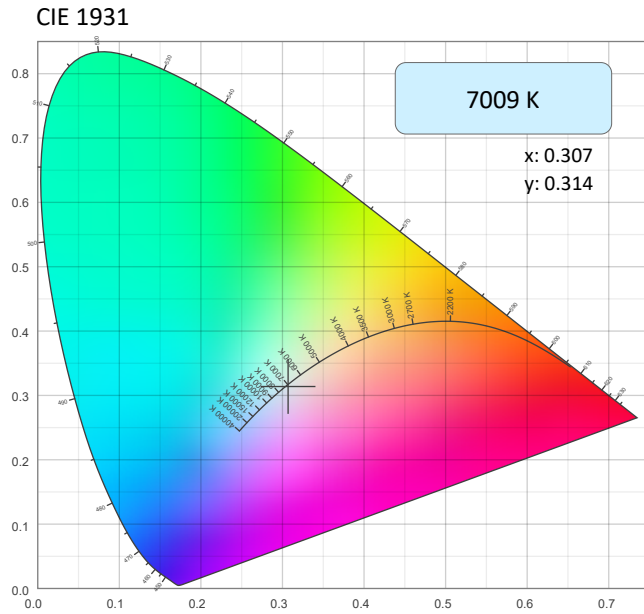
Mounting height: 10 meters / 33 feet



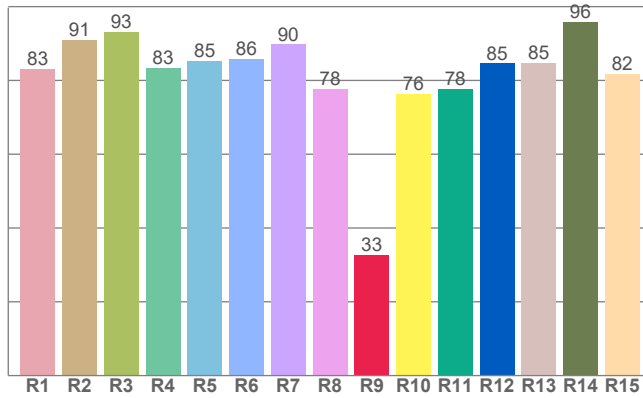
Photometric & Chromaticity Report

Rogue Outcast 2 Hybrid: Spot Mode - 50% Zoom - Stable - Full Power

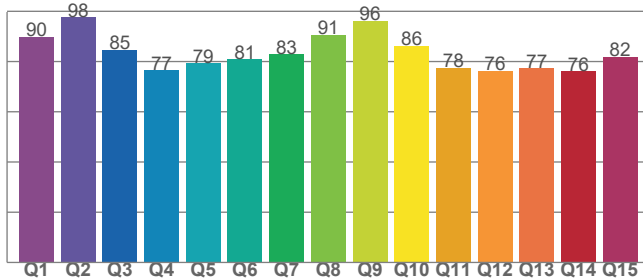
Chromaticity



CRI: 86.1 (R1-R8)



CQS: 82.2



Color Parameters

Color Temperature	Color Coordinate CIE 1931	Color Coordinate CIE 1931
CCT	x	y
7009 K	0.307	0.314

Color Deviation from Black Body Curve	Color Coordinate CIE 1964	Color Coordinate CIE 1964
Δuv	y	u
-0.0049	0.314	0.200

Color Rendering Index	Red Component	Color Quality Scale
CRI	CRI - R9	CQS
86.1	32.7	82.2

Television Lighting Consistency Index	Color Fidelity	Color Gamut
TLCI	TM30 - Rf	TM30 Rg
74	87.1	95.4

Photometric & Chromaticity Report

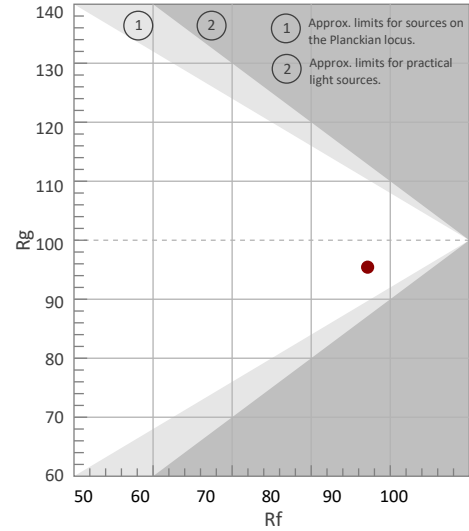
Rogue Outcast 2 Hybrid: Spot Mode - 50% Zoom - Stable - Full Power

TM-30 Details

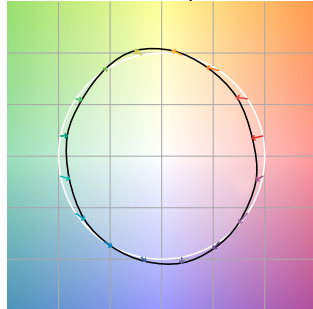
Rf 87.1
Fidelity Index (Rg)

Rg 95.4
Gammut Index (Rg)


Hue Bin	R _f	Graphic shifts (%)	
		Chroma	Hue
1	82	-10%	0%
2	81	-8%	7%
3	82	-4%	11%
4	84	2%	10%
5	89	5%	5%
6	95	1%	-3%
7	90	-5%	-2%
8	89	-6%	-2%
9	90	-8%	4%
10	85	-4%	9%
11	82	0%	8%
12	90	3%	4%
13	92	5%	-1%
14	91	3%	-8%
15	85	-2%	-12%
16	87	-6%	-5%



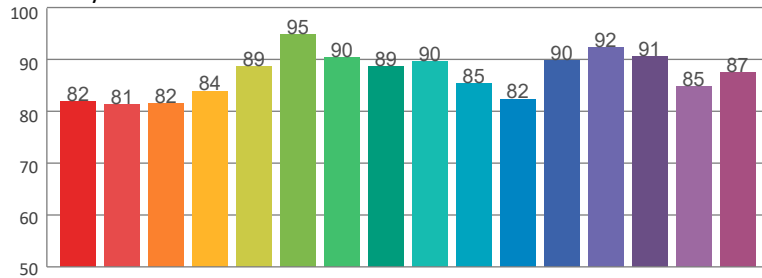
Color Vector Graphic



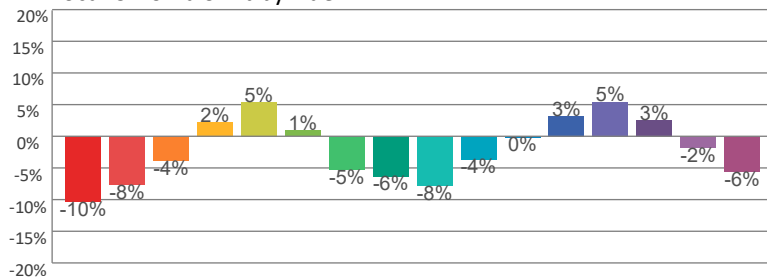
Color Distortion Graphic



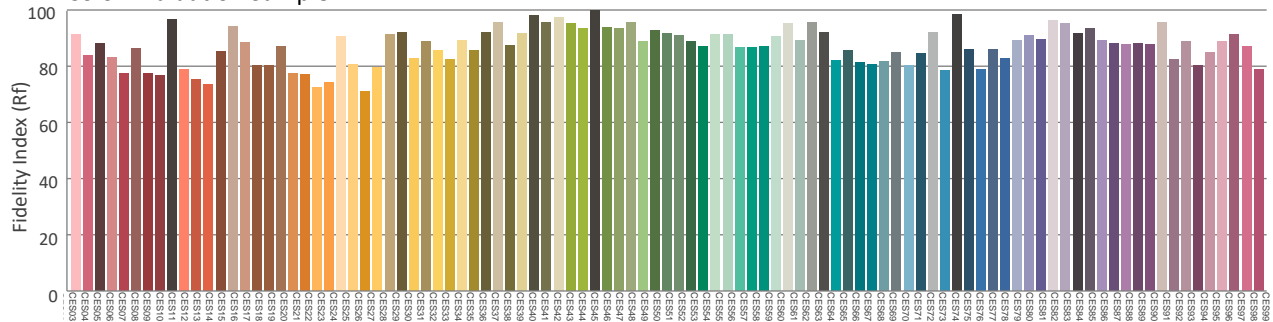
R_f by Hue



Local Chroma Shift by Hue



Color Evaluation Sample



Photometric & Chromaticity Report

Rogue Outcast 2 Hybrid: Wash Mode - Narrow - Full Power

Report Summary

Measurements

Fixture Output: 8288 lm
Fixture Peak: 757219 cd
Fixture Efficacy: n/a lm/W
Intensity @ 5m: 30289 lux
Color Temperature: 6614 K
CRI: 85.7 CRI R9 Value: 31.6
CQS: 81.8
TLCI: 73
TM-30 Rf: 86.7
TM-30 Rg: 95.5
Beam Angle (50%): 5.4°
Field Angle (10%): 9.5°
Cutoff Angle (3%): 11.9°

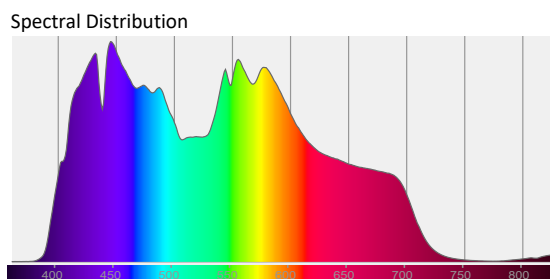
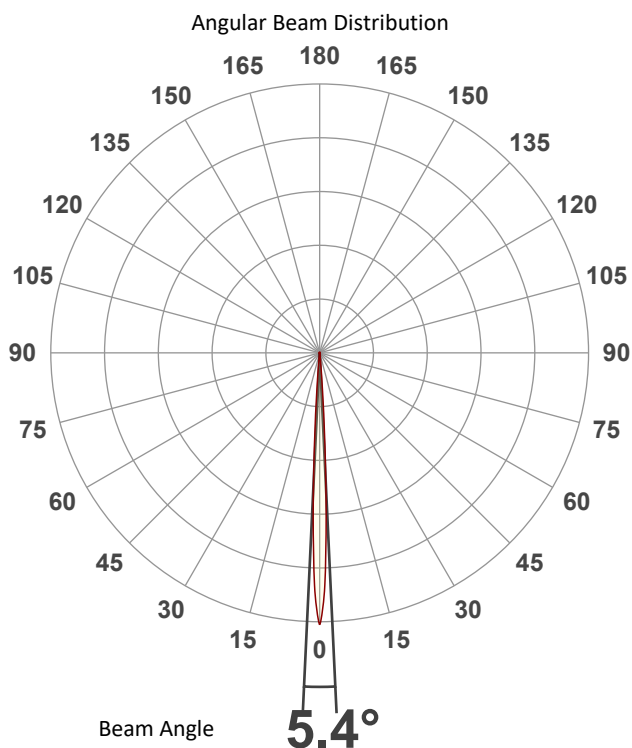


Conditions

AC Supply: 117 V, 60 Hz
Power: n/a W
Current: 0.000 A
Power Factor: n/a

This data sheet conforms to American National Standard E1.9 – 2007 (R2017). All data was measured and calculated by a Viso Systems LabSpion Goniometer at the Chauvet PD Optics Laboratory in Sunrise, FL on 9/21/2022 to LM-63-2002 Standards.


Overall Measurement



Tested Color (CIE 1931):

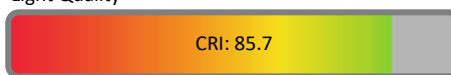
X: 0.312

Y: 0.319



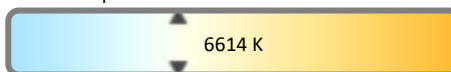
Light Quality

CRI: 85.7



Color Temperature

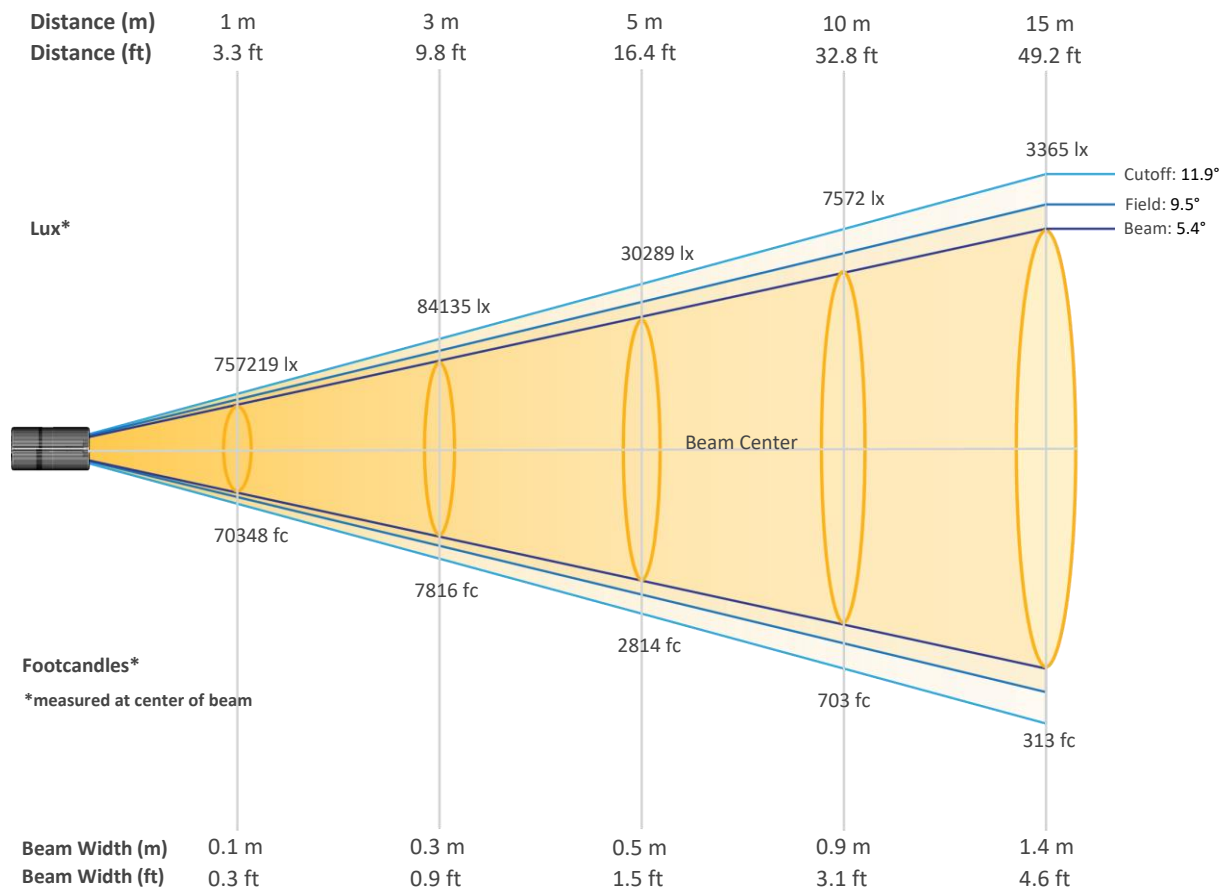
6614 K



Photometric & Chromaticity Report

Rogue Outcast 2 Hybrid: Wash Mode - Narrow - Full Power

Beam Details

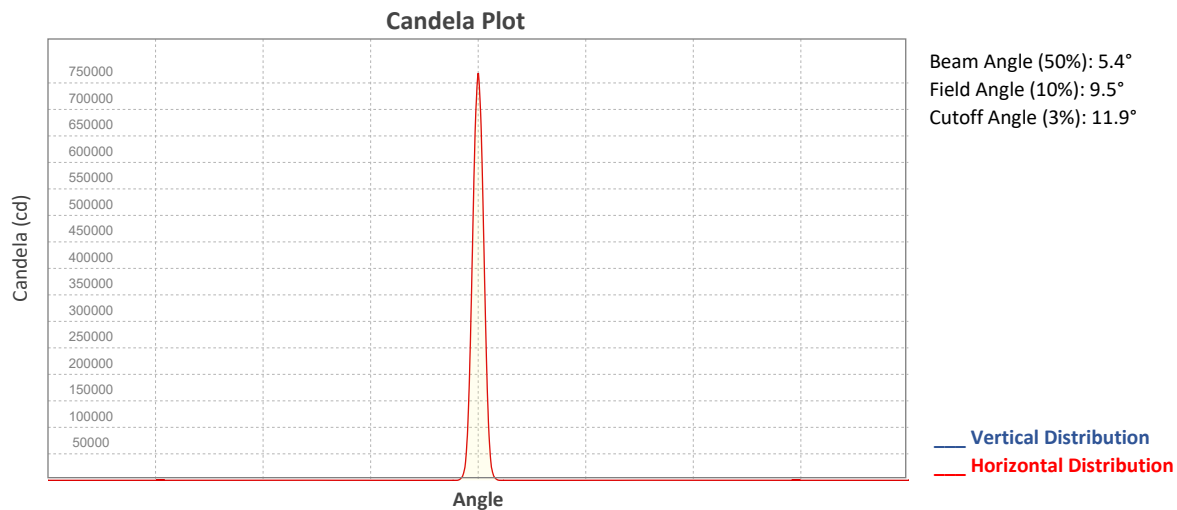


Beam Intensities from 1-20m (3.3-65.6ft)

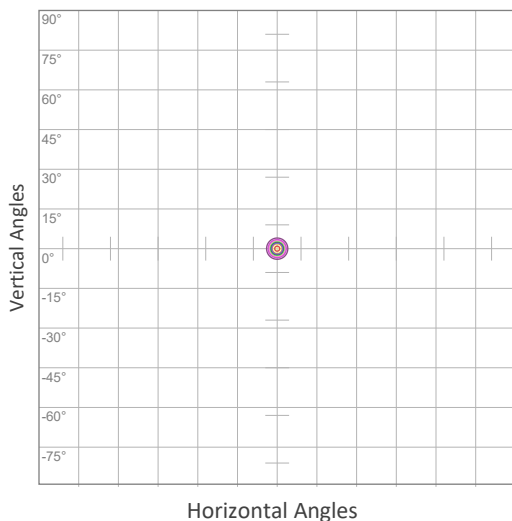
Distance	1m	2m	3m	4m	5m	6m	7m	8m	9m	10m
Lux	757219	189305	84135	47326	30289	21034	15453	11832	9348	7572
Distance	11m	12m	13m	14m	15m	16m	17m	18m	19m	20m
Lux	6258	5258	4481	3863	3365	2958	2620	2337	2098	1893
Distance	3.3ft	6.6ft	9.8ft	13.1ft	16.4ft	19.7ft	23ft	26.2ft	29.5ft	32.8ft
FC	70348	17587	7816	4397	2814	1954	1436	1099	868	703
Distance	36.1ft	39.4ft	42.7ft	45.9ft	49.2ft	52.5ft	55.8ft	59.1ft	62.3ft	65.6ft
FC	581	489	416	359	313	275	243	217	195	176

Photometric & Chromaticity Report

Rogue Outcast 2 Hybrid: Wash Mode - Narrow - Full Power



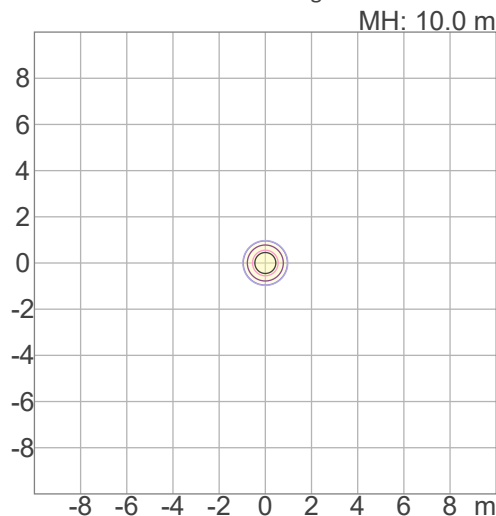
ISO Diagrams



ISO Candela Diagram

10%	75722 cd
20%	151444 cd
30%	227166 cd
40%	302888 cd
50%	378609 cd
60%	454331 cd
70%	530053 cd
80%	605775 cd
90%	681497 cd

Conditions:
Number of c-planes: 2
Candela at center: 757219 cd



ISO Lux Diagram

3%	227 lx
5%	379 lx
10%	757 lx
30%	2272 lx
50%	3786 lx

Conditions:
Number of c-planes: 2
Candela at center: 7572 lx

Lux distribution on a surface when lamp is mounted at 10 meters from the surface.

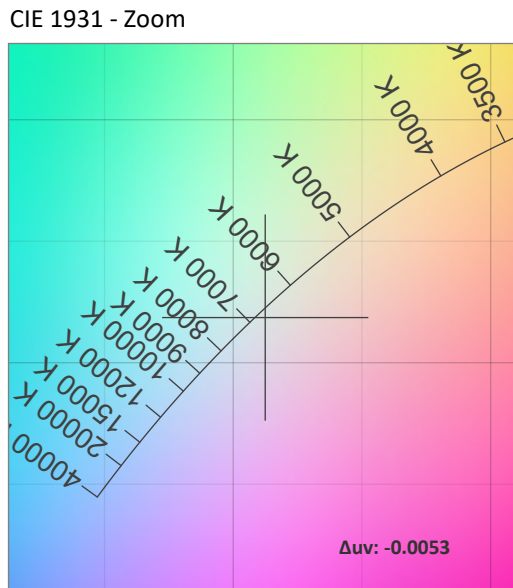
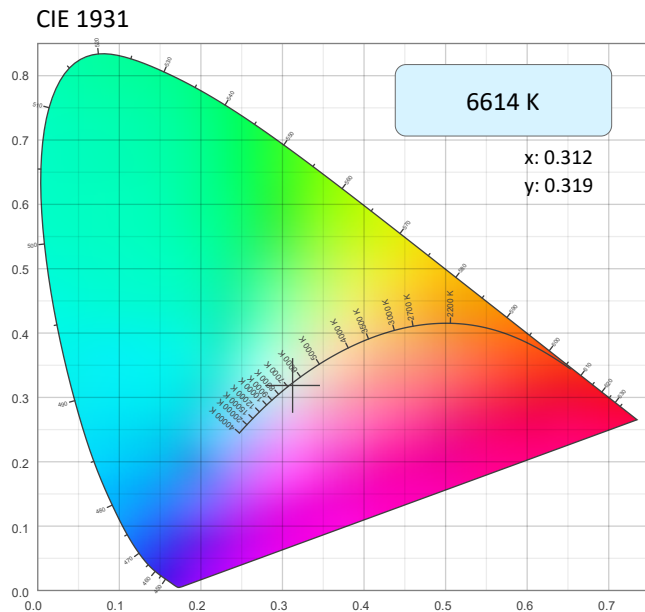
Mounting height: 10 meters / 33 feet



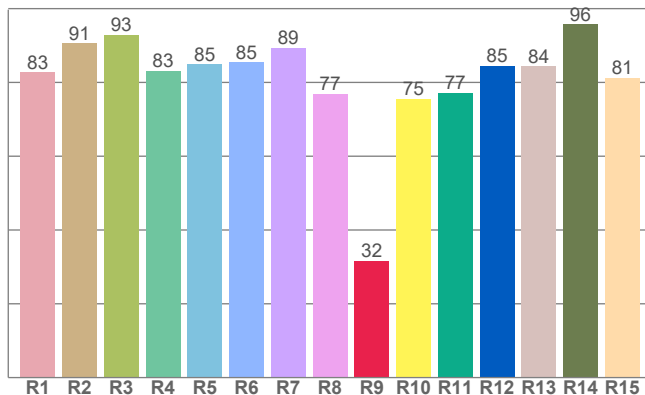
Photometric & Chromaticity Report

Rogue Outcast 2 Hybrid: Wash Mode - Narrow - Full Power

Chromaticity



CRI: 85.7 (R1-R8)

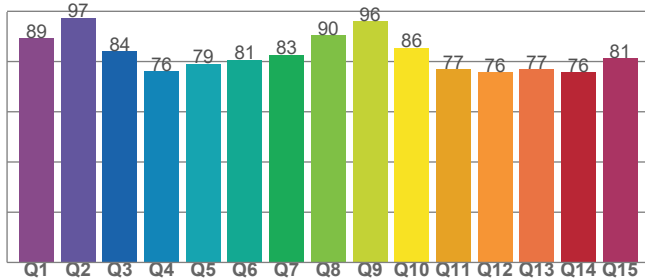


Color Parameters

Color Temperature	Color Coordinate CIE 1931	Color Coordinate CIE 1931
CCT	x	y
6614 K	0.312	0.319

Color Deviation from Black Body Curve	Color Coordinate CIE 1964	Color Coordinate CIE 1964
Δuv	y	u
-0.0053	0.319	0.202

CQS: 81.8



Color Rendering Index	Red Component	Color Quality Scale
CRI	CRI - R9	CQS
85.7	31.6	81.8

Television Lighting Consistency Index	Color Fidelity	Color Gamut
TLCI	TM30 - Rf	TM30 Rg
73	86.7	95.5

Photometric & Chromaticity Report

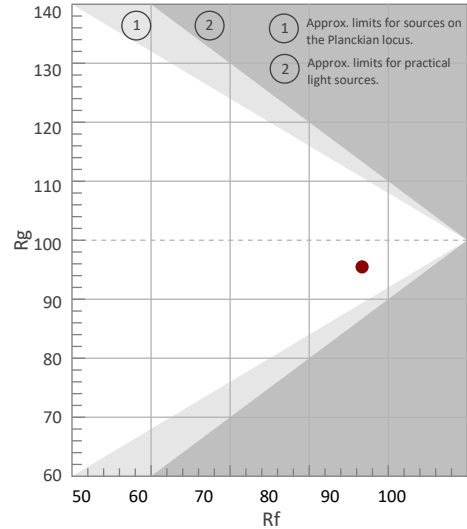
Rogue Outcast 2 Hybrid: Wash Mode - Narrow - Full Power

TM-30 Details

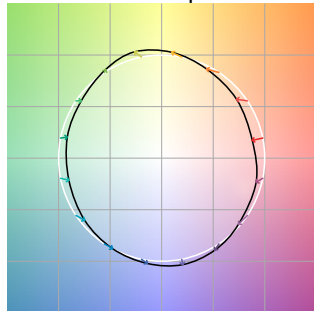
Rf 86.7
Fidelity Index (Rg)

Rg 95.5
Gammut Index (Rg)

Hue Bin	R _f	Graphic shifts (%)	
		Chroma	Hue
1	82	-10%	0%
2	81	-8%	7%
3	81	-4%	12%
4	83	3%	10%
5	87	6%	6%
6	95	2%	-3%
7	91	-4%	-3%
8	88	-6%	-2%
9	90	-8%	3%
10	85	-4%	9%
11	83	-1%	9%
12	89	3%	6%
13	92	5%	0%
14	88	3%	-7%
15	87	-2%	-12%
16	87	-6%	-5%



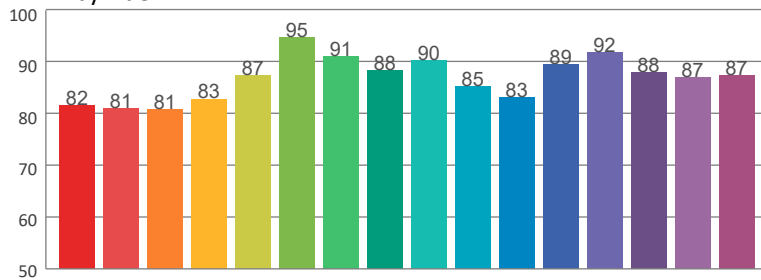
Color Vector Graphic



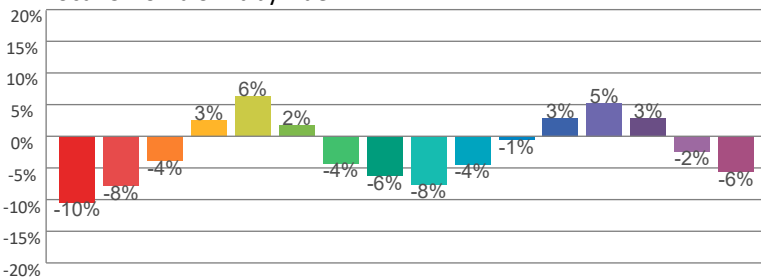
Color Distortion Graphic



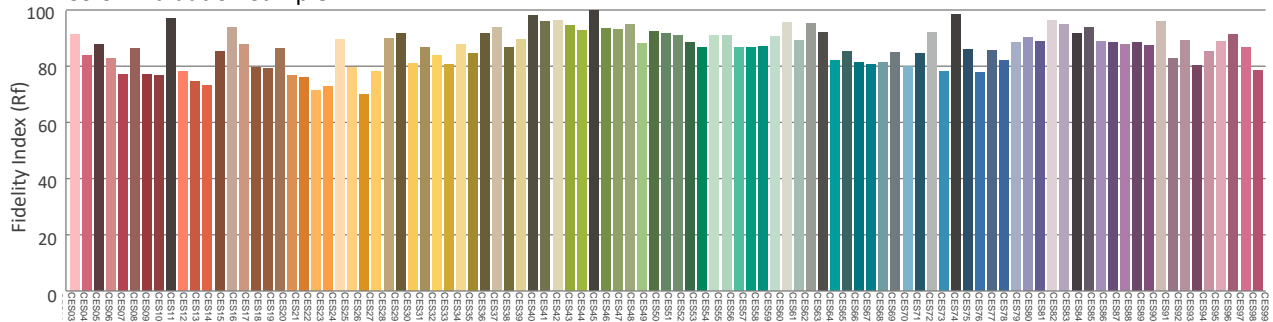
R_f by Hue



Local Chroma Shift by Hue



Color Evaluation Sample



Photometric & Chromaticity Report

Rogue Outcast 2 Hybrid: Wash Mode - Wide - Full Power

Report Summary

Measurements

Fixture Output: 7159 lm
Fixture Peak: 28173 cd
Fixture Efficacy: n/a lm/W
Intensity @ 5m: 1127 lux
Color Temperature: 6471 K
CRI: 86.0 CRI R9 Value: 33.2
CQS: 81.9
TLCI: 74
TM-30 Rf: 86.7
TM-30 Rg: 95.7
Beam Angle (50%): 32.1°
Field Angle (10%): 39.4°
Cutoff Angle (3%): 41.7°

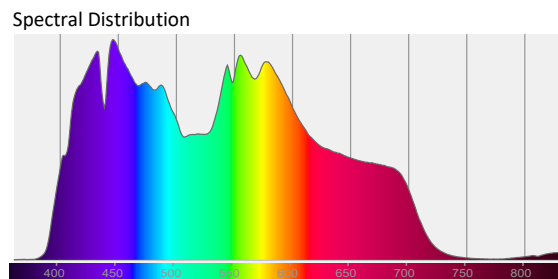
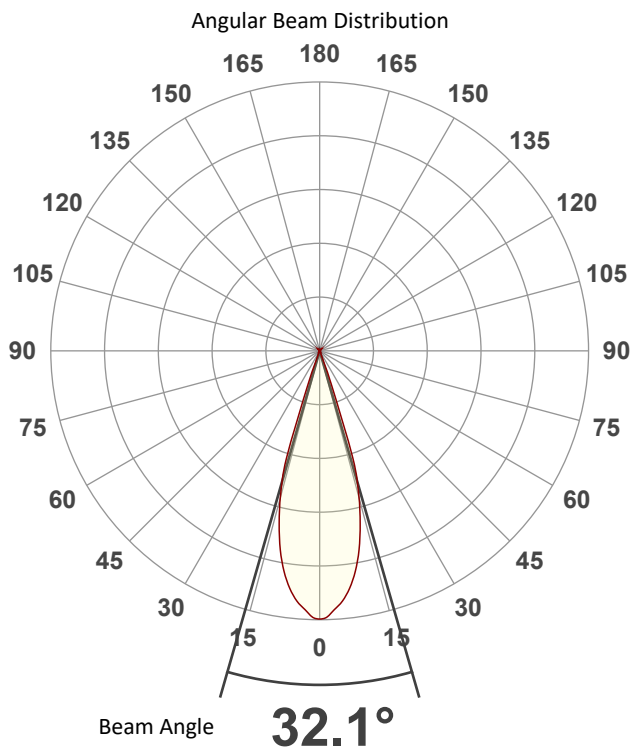


Conditions

AC Supply: 117 V, 60.1 Hz
Power: n/a W
Current: 0.000 A
Power Factor: n/a

This data sheet conforms to American National Standard E1.9 – 2007 (R2017). All data was measured and calculated by a Viso Systems LabSpion Goniometer at the Chauvet PD Optics Laboratory in Sunrise, FL on 9/21/2022 to LM-63-2002 Standards.


Overall Measurement



Tested Color (CIE 1931):

X: 0.315

Y: 0.320



Light Quality

CRI: 86.0

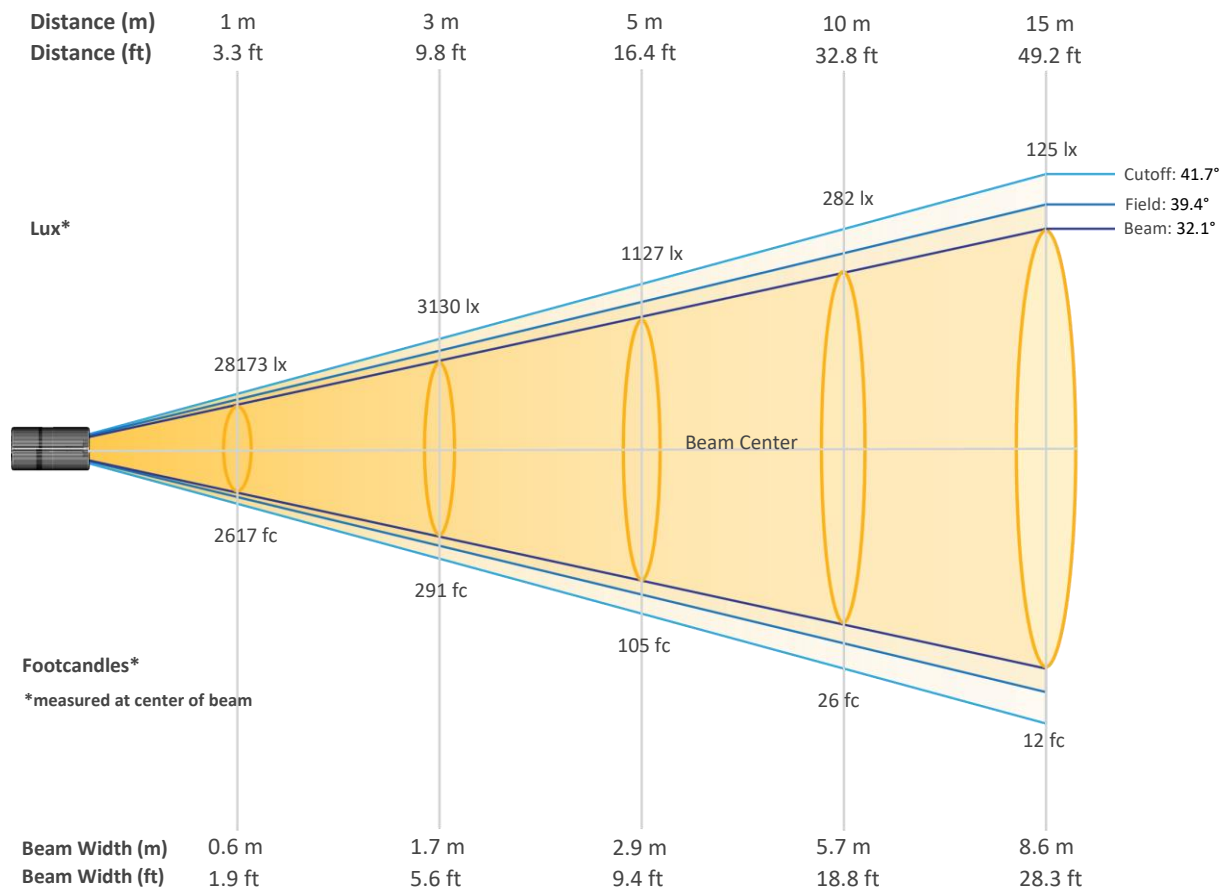
Color Temperature

6471 K

Photometric & Chromaticity Report

Rogue Outcast 2 Hybrid: Wash Mode - Wide - Full Power

Beam Details

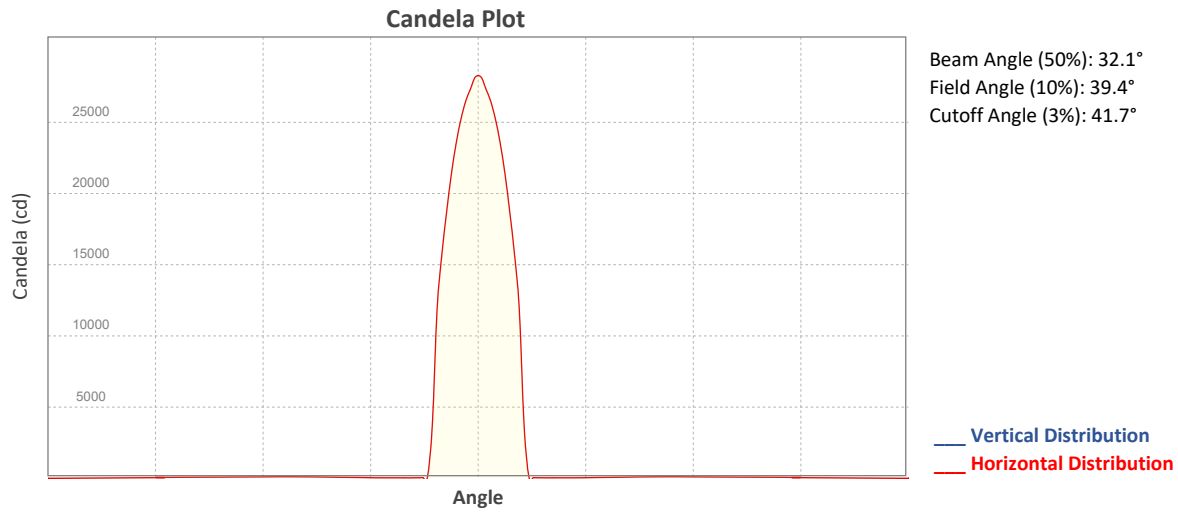


Beam Intensities from 1-20m (3.3-65.6ft)

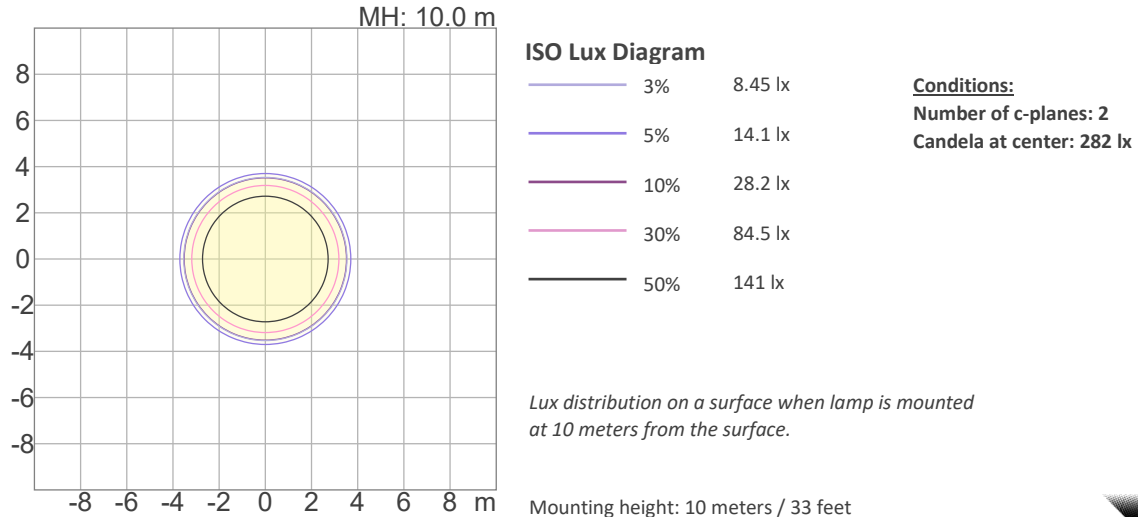
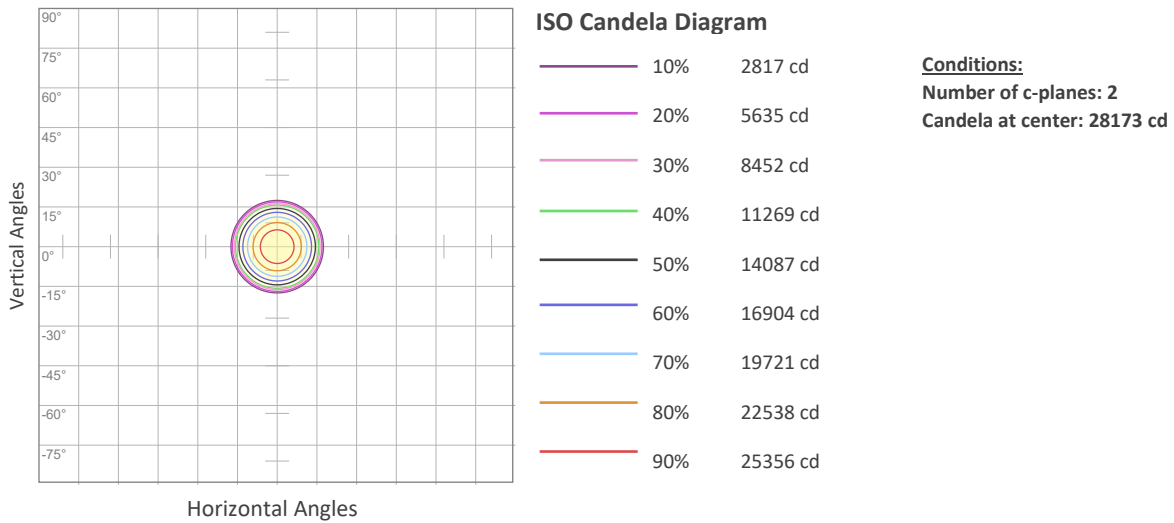
Distance	1m	2m	3m	4m	5m	6m	7m	8m	9m	10m
Lux	28173	7043	3130	1761	1127	783	575	440	348	282
Distance	11m	12m	13m	14m	15m	16m	17m	18m	19m	20m
Lux	233	196	167	144	125	110	97	87	78	70
Distance	3.3ft	6.6ft	9.8ft	13.1ft	16.4ft	19.7ft	23ft	26.2ft	29.5ft	32.8ft
FC	2617	654	291	164	105	73	53	41	32	26
Distance	36.1ft	39.4ft	42.7ft	45.9ft	49.2ft	52.5ft	55.8ft	59.1ft	62.3ft	65.6ft
FC	22	18	15	13	12	10	9	8	7	7

Photometric & Chromaticity Report

Rogue Outcast 2 Hybrid: Wash Mode - Wide - Full Power



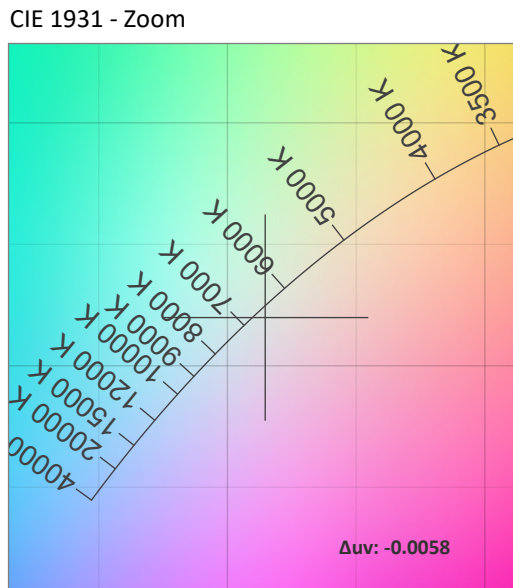
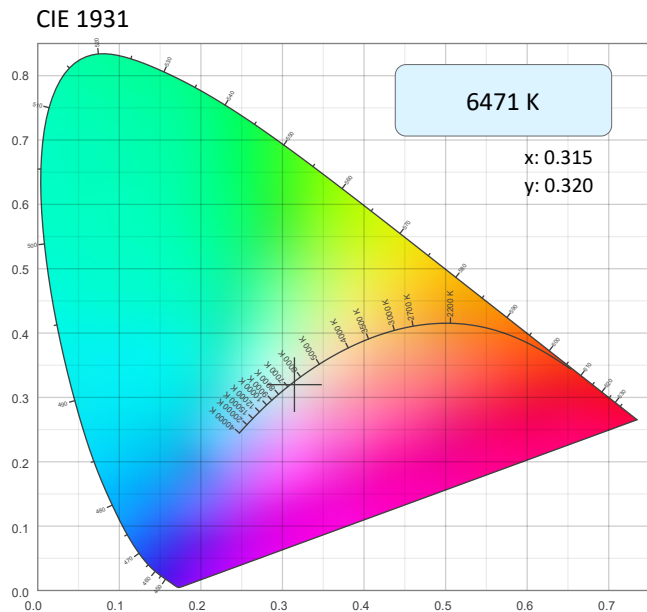
ISO Diagrams



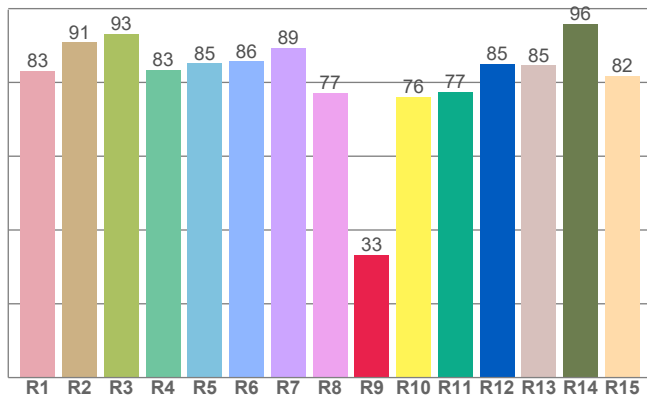
Photometric & Chromaticity Report

Rogue Outcast 2 Hybrid: Wash Mode - Wide - Full Power

Chromaticity



CRI: 86.0 (R1-R8)

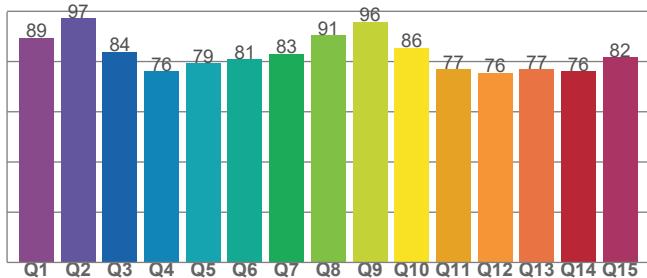


Color Parameters

Color Temperature	Color Coordinate CIE 1931	Color Coordinate CIE 1931
CCT	x	y
6471 K	0.315	0.320

Color Deviation from Black Body Curve	Color Coordinate CIE 1964	Color Coordinate CIE 1964
Δuv	y	u
-0.0058	0.320	0.203

CQS: 81.9



Color Rendering Index	Red Component	Color Quality Scale
CRI	CRI - R9	CQS
86.0	33.2	81.9

Television Lighting Consistency Index	Color Fidelity	Color Gamut
TLCI	TM30 - Rf	TM30 Rg
74	86.7	95.7

Photometric & Chromaticity Report

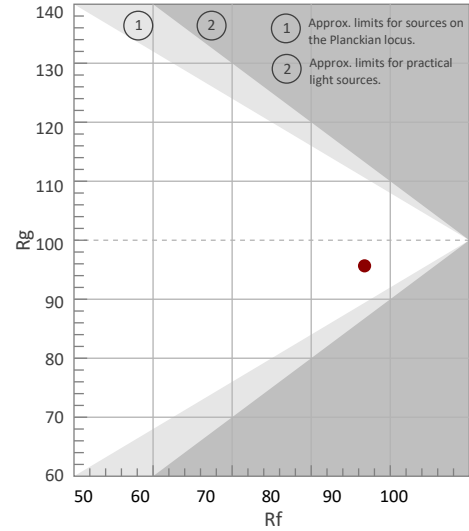
Rogue Outcast 2 Hybrid: Wash Mode - Wide - Full Power

TM-30 Details

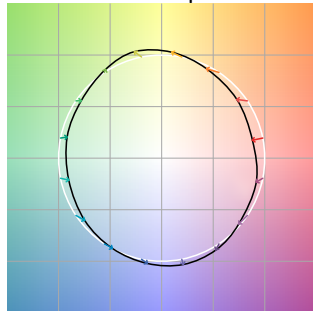
Rf 86.7
Fidelity Index (Rg)

Rg 95.7
Gammut Index (Rg)

Hue Bin	R _f	Graphic shifts (%)	
		Chroma	Hue
1	82	-10%	0%
2	84	-8%	7%
3	79	-4%	12%
4	83	3%	10%
5	87	6%	6%
6	95	2%	-3%
7	91	-4%	-3%
8	89	-6%	-2%
9	90	-7%	3%
10	83	-4%	9%
11	85	-1%	9%
12	89	3%	6%
13	92	5%	1%
14	88	3%	-6%
15	87	-2%	-11%
16	88	-5%	-5%



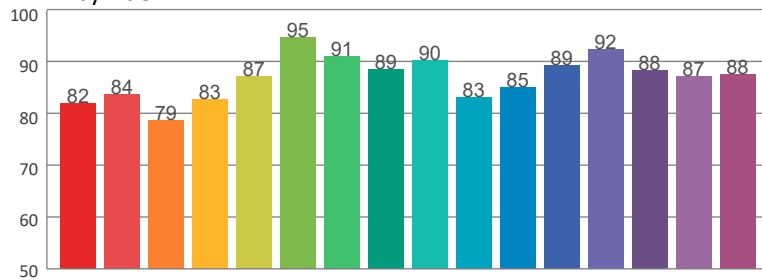
Color Vector Graphic



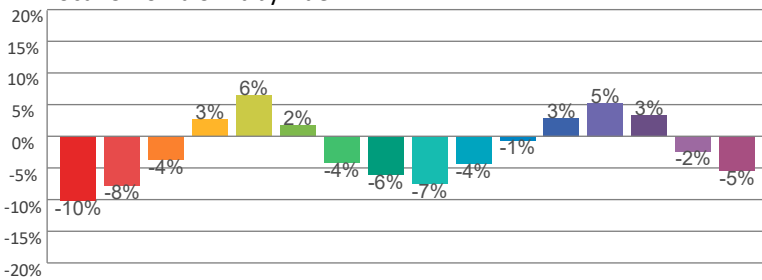
Color Distortion Graphic



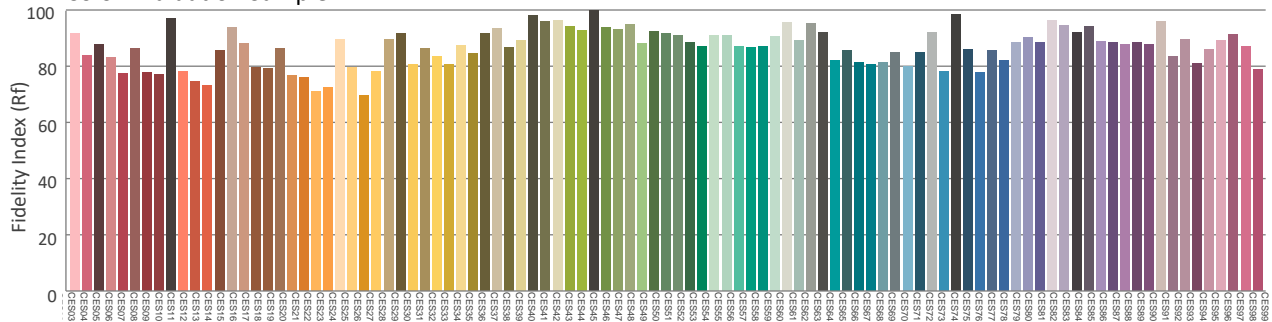
Rf by Hue



Local Chroma Shift by Hue



Color Evaluation Sample



Photometric & Chromaticity Report

Rogue Outcast 2 Hybrid: Wash Mode - 50% Zoom - Full Power

Report Summary

Measurements

Fixture Output: 7500 lm
Fixture Peak: 100422 cd
Fixture Efficacy: n/a lm/W
Intensity @ 5m: 4017 lux
Color Temperature: 6469 K
CRI: 85.9 CRI R9 Value: 32.6
CQS: 81.9
TLCI: 74
TM-30 Rf: 86.8
TM-30 Rg: 95.6
Beam Angle (50%): 16.6°
Field Angle (10%): 21.5°
Cutoff Angle (3%): 23.3°

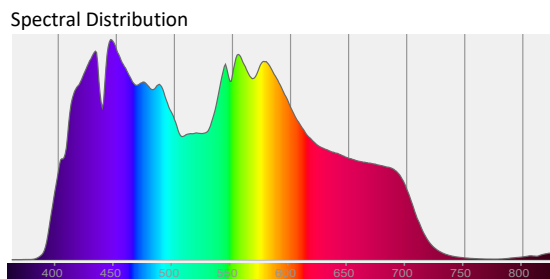
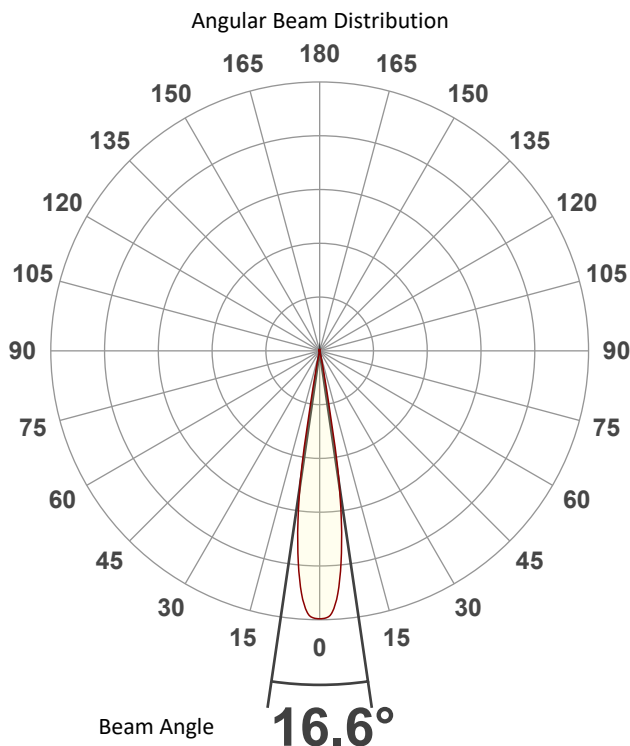


Conditions

AC Supply: 117 V, 60.1 Hz
Power: n/a W
Current: 0.000 A
Power Factor: n/a

This data sheet conforms to American National Standard E1.9 – 2007 (R2017). All data was measured and calculated by a Viso Systems LabSpion Goniometer at the Chauvet PD Optics Laboratory in Sunrise, FL on 9/21/2022 to LM-63-2002 Standards.

Overall Measurement



Tested Color (CIE 1931):
X: 0.315
Y: 0.320

Light Quality
CRI: 85.9

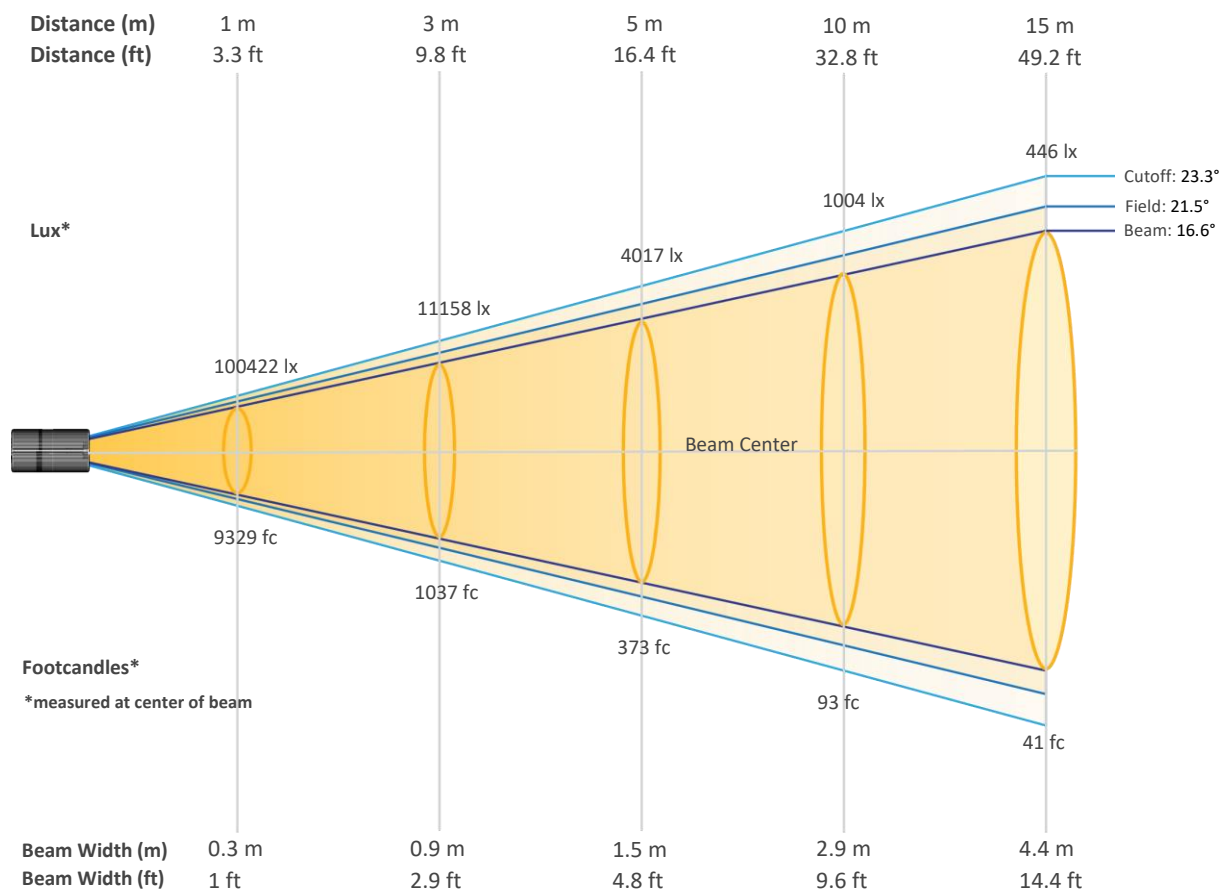
Color Temperature
6469 K



Photometric & Chromaticity Report

Rogue Outcast 2 Hybrid: Wash Mode - 50% Zoom - Full Power

Beam Details

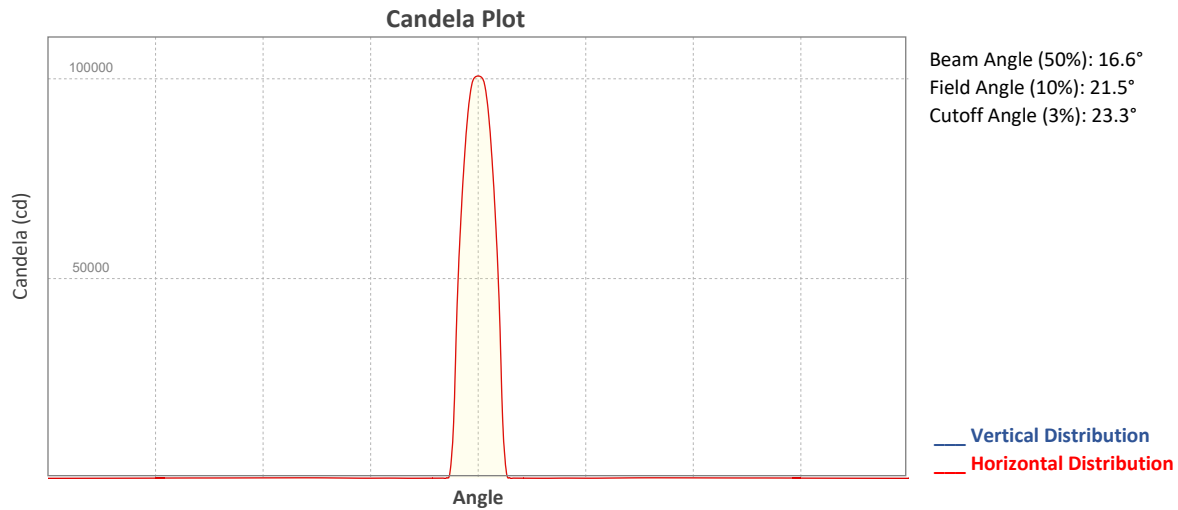


Beam Intensities from 1-20m (3.3-65.6ft)

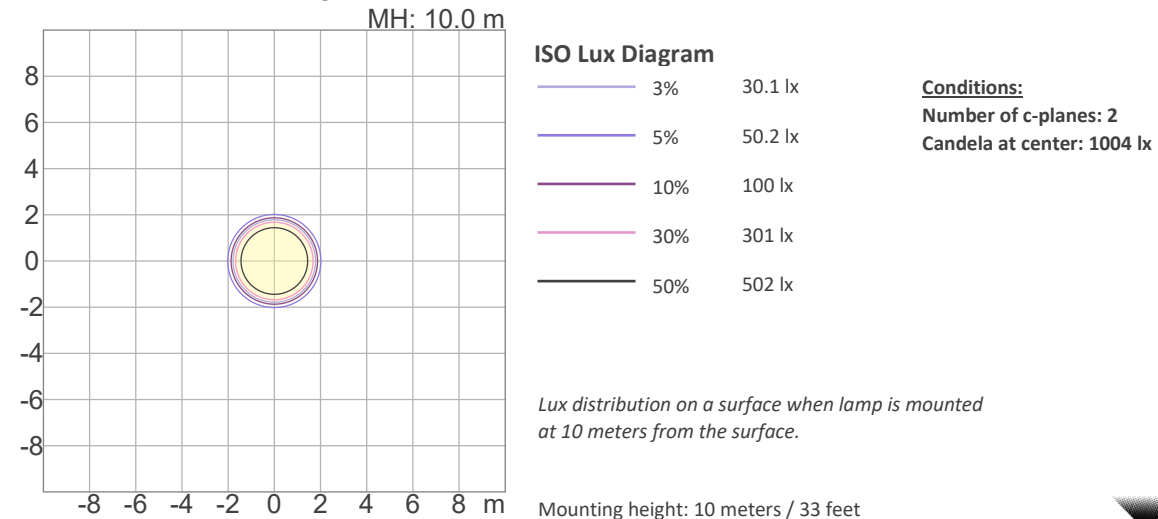
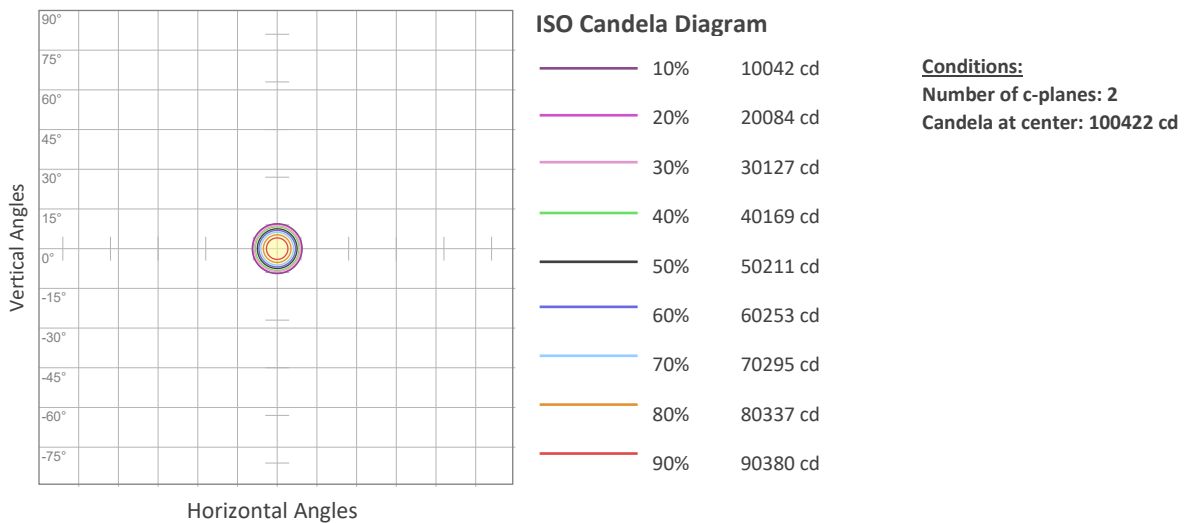
Distance	1m	2m	3m	4m	5m	6m	7m	8m	9m	10m
Lux	100422	25105	11158	6276	4017	2789	2049	1569	1240	1004
Distance	11m	12m	13m	14m	15m	16m	17m	18m	19m	20m
Lux	830	697	594	512	446	392	347	310	278	251
Distance	3.3ft	6.6ft	9.8ft	13.1ft	16.4ft	19.7ft	23ft	26.2ft	29.5ft	32.8ft
FC	9329	2332	1037	583	373	259	190	146	115	93
Distance	36.1ft	39.4ft	42.7ft	45.9ft	49.2ft	52.5ft	55.8ft	59.1ft	62.3ft	65.6ft
FC	77	65	55	48	41	36	32	29	26	23

Photometric & Chromaticity Report

Rogue Outcast 2 Hybrid: Wash Mode - 50% Zoom - Full Power



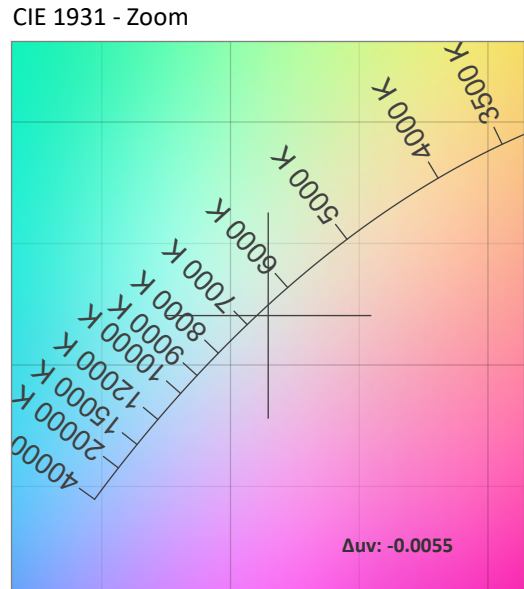
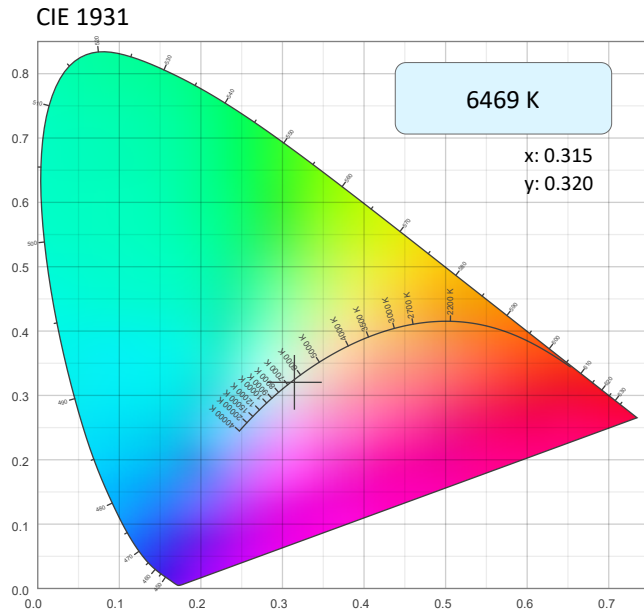
ISO Diagrams



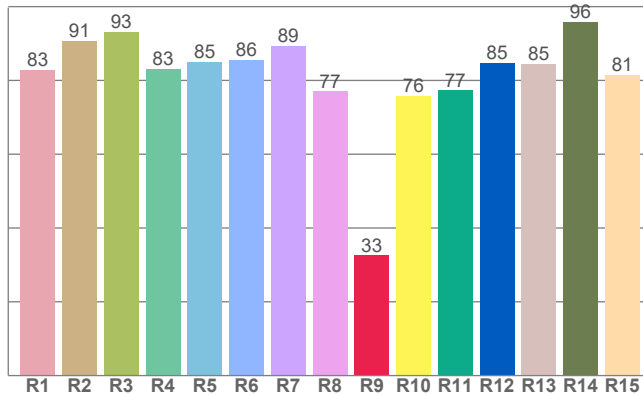
Photometric & Chromaticity Report

Rogue Outcast 2 Hybrid: Wash Mode - 50% Zoom - Full Power

Chromaticity



CRI: 85.9 (R1-R8)

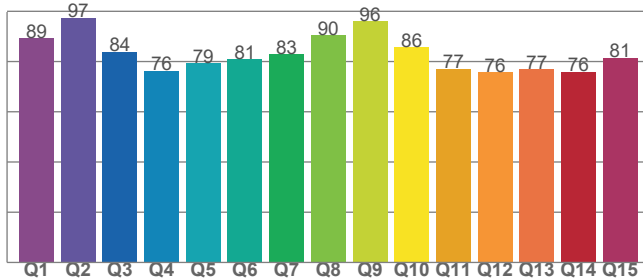


Color Parameters

Color Temperature	Color Coordinate CIE 1931	Color Coordinate CIE 1931
CCT	x	y
6469 K	0.315	0.320

Color Deviation from Black Body Curve	Color Coordinate CIE 1964	Color Coordinate CIE 1964
Δuv	y	u
-0.0055	0.320	0.203

CQS: 81.9



Color Rendering Index	Red Component	Color Quality Scale
CRI	CRI - R9	CQS
85.9	32.6	81.9

Television Lighting Consistency Index	Color Fidelity	Color Gamut
TLCI	TM30 - Rf	TM30 Rg
74	86.8	95.6

Photometric & Chromaticity Report

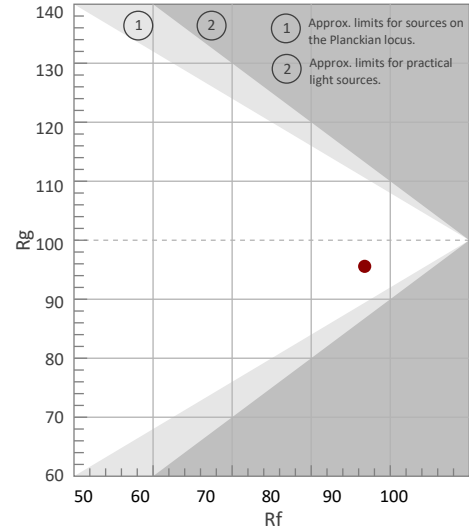
Rogue Outcast 2 Hybrid: Wash Mode - 50% Zoom - Full Power

TM-30 Details

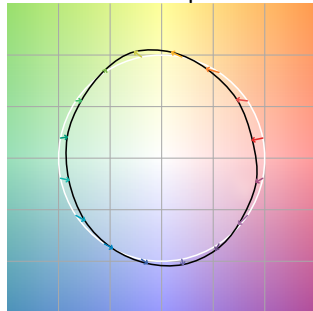
Rf 86.8
Fidelity Index
(Rg)

Rg 95.6
Gammut Index (Rg)


Hue Bin	R _f	Graphic shifts (%)	
		Chroma	Hue
1	82	-10%	0%
2	84	-8%	7%
3	79	-4%	12%
4	83	3%	10%
5	87	6%	6%
6	95	2%	-3%
7	91	-4%	-3%
8	88	-6%	-2%
9	90	-8%	3%
10	83	-4%	9%
11	85	-1%	9%
12	89	3%	6%
13	92	5%	0%
14	88	3%	-6%
15	87	-2%	-12%
16	87	-6%	-5%



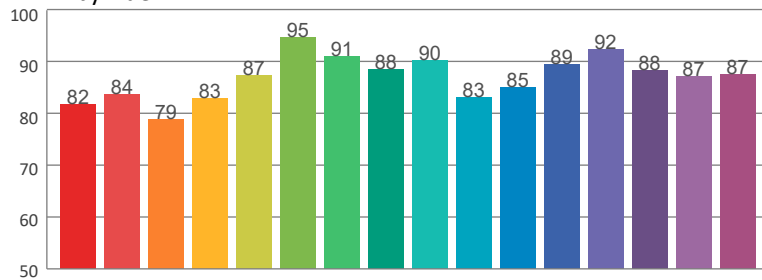
Color Vector Graphic



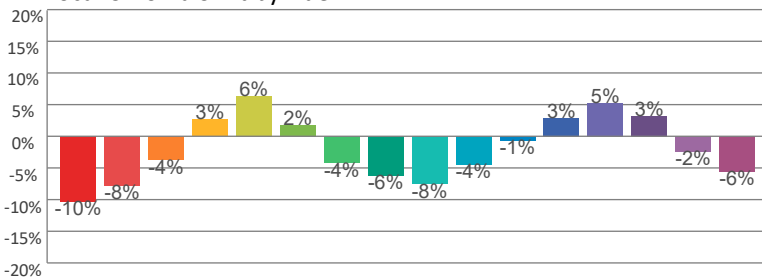
Color Distortion Graphic



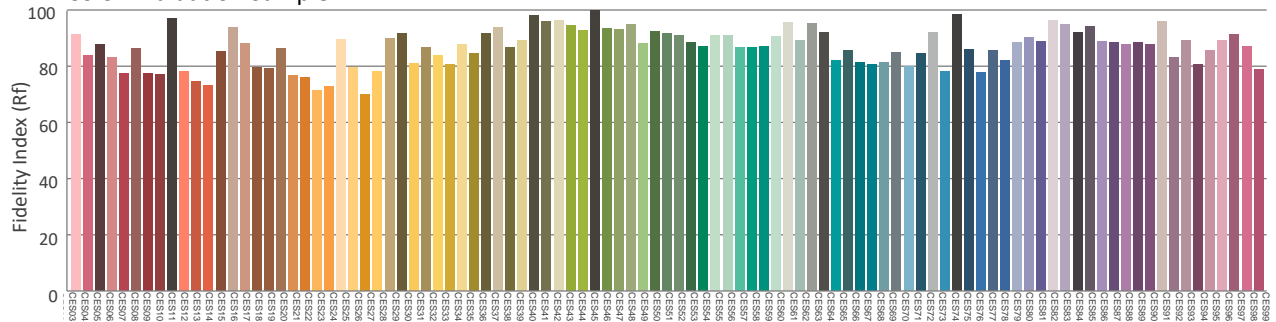
Rf by Hue



Local Chroma Shift by Hue



Color Evaluation Sample



Contact Us

General Information	Technical Support
Chauvet World Headquarters	
5200 NW 108 th Ave. Sunrise, FL 33351 Voice: (954) 577-4455 Fax: (954) 929-5560 Toll Free: (800) 762-1084	Voice: (844) 393-7575 Fax: (954) 756-8015 Email: chauvetcs@chauvetlighting.com Website: www.chauvetprofessional.com
Chauvet U.K.	
Unit 1C Brookhill Road Industrial Estate Pinxton, Nottingham, UK NG16 6NT Voice: +44 (0) 1773 511115 Fax: +44 (0) 1773 511110	Email: UKtech@chauvetlighting.eu Website: www.chauvetprofessional.eu
Chauvet Benelux	
Stokstraat 18 9770 Kruishoutem, Belgium Voice: +32 (9) 388 93 97	Email: BNLtech@chauvetlighting.eu Website: www.chauvetprofessional.eu
Chauvet France	
3, Rue Ampère 91380 Chilly-Mazarin, France Voice: +33 1 78 85 33 59	Email: FRtech@chauvetlighting.fr Website: www.chauvetprofessional.eu
Chauvet Germany	
Bruno-Bürgel-Str. 11 28759 Bremen, Germany Voice: +49 421 62 60 20	Email: DEtech@chauvetlighting.de Website: www.chauvetprofessional.eu
Chauvet Mexico	
Av. de las Partidas 34 - 3B (Entrance by Calle 2) Zona Industrial Lerma Lerma, Edo. de México, CP 52000 Voice: +52 (728) 690-2010	Email: servicio@chauvetlighting.de Website: www.chauvetprofessional.eu

Visit the applicable website above to verify our contact information and instructions to request support. Outside the U.S., U.K., Ireland, Benelux, France, Germany, or Mexico, contact the dealer of the record.